



# Havnar Svímjifelag



## Úrslit

### Tórshavn Open

Stað: Svímjihøllin í Gundadali  
Hylur: 25m

Fyrirreikari  
Stevnudagur:

Havnar Svímjifelag  
jun 28, 2024 til jun 29, 2024


### Kapping 2, 50m Rygg Kvinnur - Innleiðandi

Raðf	Navn	Føðia Felag	R.T	AQU	Tíð	Munur
1	<b>Julia Smurzynska</b> Entry time: 27.80 (+2.36)	2006 UKS SMS Galicja Kraków	+0.57	586	<b>30.16</b>	91,51 % Q
2	<b>Elisabeth Erlendsdóttir</b> Entry time: 28.49 (+1.82)	2005 Havnar Svímjifelag	+0.78	578	<b>30.31</b>	93,61 % Q
3	<b>Rebekka Róðinsdóttir</b> Entry time: 33.24 (-0.66)	2007 Fuglafjarðar Svímjifelag	+0.77	465	<b>32.58</b>	101,99 % Q
4	<b>Dorteia Dam</b> Entry time: 34.05 (-0.38)	2007 Havnar Svímjifelag	+0.80	421	<b>33.67</b>	101,12 % Q
5	<b>Birita Vesturtún</b> Entry time: 34.08 (+0.65)	2007 Fuglafjarðar Svímjifelag	+0.74	384	<b>34.73</b>	98,09 % Q
6	<b>Nikola Kurylek</b> Entry time: 31.26 (+3.60)	2008 UKS SMS Galicja Kraków	+0.78	380	<b>34.86</b>	88,48 % Q
7	<b>Ragnhild Jacobsen</b> Entry time: 37.29 (-1.89)	2008 Svímjifelagið Ægir	+0.69	362	<b>35.40</b>	105,07 % R1
8	<b>Sirið Vesturtún</b> Entry time: 35.03 (+0.54)	2011 Fuglafjarðar Svímjifelag	+0.71	357	<b>35.57</b>	98,46 % R2
9	<b>Naomi Friang</b> Entry time: 39.47 (-1.35)	2010 Fuglafjarðar Svímjifelag	+0.77	290	<b>38.12</b>	103,42 %
10	<b>Jytta Kirke Davidsen</b> Entry time: 57.60 (-19.34)	2013 Havnar Svímjifelag	---	287	<b>38.26</b>	133,58 %
11	<b>Lilja Sørensen</b> Entry time: 41.46 (-2.47)	2011 Havnar Svímjifelag	+0.81	271	<b>38.99</b>	105,96 %
12	<b>Lea Bendix á Krákusteini</b> Entry time: 43.92 (-2.69)	2011 Havnar Svímjifelag	+0.71	229	<b>41.23</b>	106,12 %
13	<b>India Linnea Bech</b> Entry time: 44.83 (-0.54)	2011 Havnar Svímjifelag	+1.04	185	<b>44.29</b>	101,20 %
14	<b>Hanna Smæra Fróðadóttir Sa</b> Entry time: 51.98 (-0.94)	2012 Havnar Svímjifelag	+0.82	121	<b>51.04</b>	101,81 %
15	<b>Eydna Maria Petersen</b> Entry time: 59.38 (-7.67)	2012 Havnar Svímjifelag	+0.83	116	<b>51.71</b>	112,92 %

Kapping almenn: 28.06.2024 09:27:21

### Kapping 2, 50m Rygg Kvinnur - Finala

Raðf	Navn	Føðia Felag	R.T	AQU	Tíð	Munur
1	<b>Julia Smurzynska</b> Entry time: 30.16 (-2.04)	2006 UKS SMS Galicja Kraków	+0.57	723	<b>28.12</b>	106,76 %
2	<b>Elisabeth Erlendsdóttir</b> Entry time: 30.31 (-1.46)	2005 Havnar Svímjifelag	+0.74	670	<b>28.85</b>	104,82 %
3	<b>Rebekka Róðinsdóttir</b> Entry time: 32.58 (-0.09)	2007 Fuglafjarðar Svímjifelag	+0.71	469	<b>32.49</b>	100,28 %
4	<b>Dorteia Dam</b> Entry time: 33.67 (-0.38)	2007 Havnar Svímjifelag	+0.65	436	<b>33.29</b>	101,13 %





## Úrslit

### Kapping 2, 50m Rygg Kvinnur - Finala

Raðf	Navn	Føðia Felag	R.T	AQU	Tíð	Munur
5	Nikola Kurylek Entry time: 34.86 (-1.18)	2008 UKS SMS Galicja Kraków	+0.75	421	<b>33.68</b>	103,39 %
6	Birita Vesturtún Entry time: 34.73 (+2.71)	2007 Fuglafjarðar Svímjifelag	+0.74	306	<b>37.44</b>	92,20 %

Kapping almenn: 28.06.2024 16:38:23

### Kapping 3, 50m Bringu Menn - Innleiðandi

Raðf	Navn	Føðia Felag	R.T	AQU	Tíð	Munur
1	Fróði Hansen Entry time: 30.74 (+0.12)	2008 Fuglafjarðar Svímjifelag	---	528	<b>30.86</b>	99,61 % Q
2	Jóni Janusarson Strøm Entry time: 32.82 (-1.12)	2006 Havnar Svímjifelag	---	487	<b>31.70</b>	103,41 % Q
3	Bartal Erlingsson Eidesgaard Entry time: 28.38 (+3.39)	2003 Havnar Svímjifelag	+0.37	484	<b>31.77</b>	88,05 % Q
4	Szymon Maliszewski Entry time: 30.62 (+1.28)	2008 UKS SMS Galicja Kraków	---	478	<b>31.90</b>	95,82 % Q
5	Karl Joensen Entry time: 33.56 (-0.36)	2005 Fuglafjarðar Svímjifelag	---	424	<b>33.20</b>	101,07 % Q
6	Bárður Ólavsson Entry time: 34.17 (-0.75)	2008 Fuglafjarðar Svímjifelag	---	416	<b>33.42</b>	102,19 % Q
7	Tórir Olsen Entry time: 42.18 (-0.03)	2011 Svímjifelagið Ægir	---	207	<b>42.15</b>	100,07 % R1
8	Andrias Mellemgard Entry time: 42.72 (-0.53)	2009 Havnar Svímjifelag	---	206	<b>42.19</b>	101,24 % R2
9	Nóa Róason Staksund Entry time: 46.29 (+0.30)	2011 Havnar Svímjifelag	---	153	<b>46.59</b>	99,35 %
10	Fríðalvur Eliassen Entry time: 47.17 (+1.08)	2011 Fuglafjarðar Svímjifelag	---	138	<b>48.25</b>	97,71 %
11	Jógván Vesturtún Entry time: 51.05 (-2.07)	2013 Fuglafjarðar Svímjifelag	---	132	<b>48.98</b>	104,05 %
12	Ábraham Finsson Ellingsgaard Entry time: 1:10.52 (-2.53)	2014 Havnar Svímjifelag	---	49	<b>1:07.99</b>	103,59 %
13	Lukas Finsson Ellingsgaard Entry time: 1:25.06 (-8.71)	2016 Havnar Svímjifelag	---	34	<b>1:16.35</b>	110,24 %

Kapping almenn: 28.06.2024 09:29:40

### Kapping 3, 50m Bringu Menn - Finala

Raðf	Navn	Føðia Felag	R.T	AQU	Tíð	Munur
1	Bartal Erlingsson Eidesgaard Entry time: 31.77 (-2.89)	2003 Havnar Svímjifelag	---	644	<b>28.88</b>	109,10 %
2	Fróði Hansen Entry time: 30.86 (-0.03)	2008 Fuglafjarðar Svímjifelag	---	530	<b>30.83</b>	100,10 %
3	Szymon Maliszewski Entry time: 31.90 (-0.60)	2008 UKS SMS Galicja Kraków	---	506	<b>31.30</b>	101,88 %
4	Jóni Janusarson Strøm Entry time: 31.70 (+1.04)	2006 Havnar Svímjifelag	---	442	<b>32.74</b>	96,72 %





## Úrslit

### Kapping 3, 50m Bringu Menn - Finala

Raðf	Navn	Føðia Felag	R.T	AQU	Tíð	Munur
5	Bárður Ólavsson	2008 Fuglafjarðar Svímjifelag	---	406	<b>33.68</b>	99,22 %
	Entry time: 33.42	(+0.26)				
6	Karl Joensen	2005 Fuglafjarðar Svímjifelag	+0.78	340	<b>35.72</b>	92,41 %
	Entry time: 33.20	(+2.52)				

Kapping almenn: 28.06.2024 16:24:43

### Kapping 4, 200m Frí Kvinnur - Innleiðandi

Raðf	Navn	Føðia Felag	R.T	AQU	Tíð	Munur
1	Maria Lakoma	2008 UKS SMS Galicja Kraków	---	506	<b>2:18.42</b>	89,75 % Q
	Entry time: 2:05.55	(+12.87)				
	50m: 31.74	100m: 1:06.45 (34.71)	150m: 1:42.36 (35.91)	200m: 2:18.42 (36.06)		
2	Lea Petersen	2009 Svímjifelagið Ægir	---	494	<b>2:19.54</b>	98,06 % Q
	Entry time: 2:16.89	(+2.65)				
	50m: 31.22	100m: 1:06.88 (35.66)	150m: 1:43.54 (36.66)	200m: 2:19.54 (36.00)		
3	Margit Højbro	2007 Fuglafjarðar Svímjifelag	---	445	<b>2:24.44</b>	96,09 % Q
	Entry time: 2:19.01	(+5.43)				
	50m: 32.76	100m: 1:09.14 (36.38)	150m: 1:46.71 (37.57)	200m: 2:24.44 (37.73)		
4	Sirið Vesturtún	2011 Fuglafjarðar Svímjifelag	---	388	<b>2:31.15</b>	96,70 % Q
	Entry time: 2:26.32	(+4.83)				
	50m: 33.42	100m: 1:11.92 (38.50)	150m: 1:52.13 (40.21)	200m: 2:31.15 (39.02)		
5	Naomi Friang	2010 Fuglafjarðar Svímjifelag	---	327	<b>2:40.01</b>	100,98 % Q
	Entry time: 2:41.60	(-1.59)				
	50m: 36.51	100m: 1:17.21 (40.70)	150m: 1:59.57 (42.36)	200m: 2:40.01 (40.44)		
6	Rakul J Højbro	2011 Fuglafjarðar Svímjifelag	---	301	<b>2:44.58</b>	101,27 % Q
	Entry time: 2:46.70	(-2.12)				
	50m: 38.67	100m: 1:20.72 (42.05)	150m: 2:03.43 (42.71)	200m: 2:44.58 (41.15)		
7	India Linnea Bech	2011 Havnar Svímjifelag	---	232	<b>2:59.32</b>	90,36 % R1
	Entry time: 2:43.56	(+15.76)				
	50m: 39.66	100m: 1:24.08 (44.42)	150m: 2:11.83 (47.75)	200m: 2:59.32 (47.49)		

Kapping almenn: 28.06.2024 09:40:06

### Kapping 4, 200m Frí Kvinnur - Finala

Raðf	Navn	Føðia Felag	R.T	AQU	Tíð	Munur
1	Maria Lakoma	2008 UKS SMS Galicja Kraków	---	617	<b>2:09.53</b>	106,42 %
	Entry time: 2:18.42	(-8.89)				
	50m: 30.94	100m: 1:03.66 (32.72)	150m: 1:36.81 (33.15)	200m: 2:09.53 (32.72)		
2	Lea Petersen	2009 Svímjifelagið Ægir	---	500	<b>2:18.96</b>	100,42 %
	Entry time: 2:19.54	(-0.58)				
	50m: 31.35	100m: 1:05.98 (34.63)	150m: 1:42.18 (36.20)	200m: 2:18.96 (36.78)		
3	Margit Højbro	2007 Fuglafjarðar Svímjifelag	---	454	<b>2:23.52</b>	100,64 %
	Entry time: 2:24.44	(-0.92)				
	50m: 32.35	100m: 1:08.61 (36.26)	150m: 1:46.21 (37.60)	200m: 2:23.52 (37.31)		
4	Sirið Vesturtún	2011 Fuglafjarðar Svímjifelag	---	390	<b>2:30.87</b>	100,19 %
	Entry time: 2:31.15	(-0.28)				
	50m: 33.14	100m: 1:11.54 (38.40)	150m: 1:51.31 (39.77)	200m: 2:30.87 (39.56)		
5	Naomi Friang	2010 Fuglafjarðar Svímjifelag	+0.72	331	<b>2:39.39</b>	100,39 %
	Entry time: 2:40.01	(-0.62)				
	50m: 36.89	100m: 1:18.47 (41.58)	150m: 2:00.05 (41.58)	200m: 2:39.39 (39.34)		
6	Rakul J Højbro	2011 Fuglafjarðar Svímjifelag	---	288	<b>2:46.85</b>	98,62 %
	Entry time: 2:44.58	(+2.27)				
	50m: 38.54	100m: 1:21.95 (43.41)	150m: 2:05.08 (43.13)	200m: 2:46.85 (41.77)		






## Úrslit

### Kapping 4, 200m Frí Kvinnur - Finala

Raðf Navn Føðia Felag R.T AQU Tíð Munur  
Kapping almenn: 28.06.2024 16:24:37

### Kapping 5, 100m Frí Menn - Innleiðandi

Raðf	Navn	Føðia Felag	R.T	AQU	Tíð	Munur
1	Kacper Duda	2005 UKS SMS Galicja Kraków	+0.71	570	54.06	94,08 % Q
	Entry time: 51.04 (+3.02)					
	50m: 26.39	100m: 54.06 (27.67)				
2	Isak Brisenfeldt	2006 Havnar Svímjifelag	---	556	54.50	95,07 % Q
	Entry time: 51.94 (+2.56)					
	50m: 26.87	100m: 54.50 (27.63)				
3	Jóni Janusarson Strøm	2006 Havnar Svímjifelag	---	552	54.63	104,73 % Q
	Entry time: 57.34 (-2.71)					
	50m: 26.46	100m: 54.63 (28.17)				
4	Oddvaldur Leivsson	2008 Havnar Svímjifelag	---	550	54.71	101,58 % Q
	Entry time: 55.59 (-0.88)					
	50m: 26.49	100m: 54.71 (28.22)				
5	Tymofii Bohatyr	2007 UKS SMS Galicja Kraków		541	55.00	101,70 % Q
	Entry time: 55.95 (-0.95)					
		100m: 55.00 (55.00)				
6	Áki Eliassen	2006 Havnar Svímjifelag	---	522	55.68	99,04 % Q
	Entry time: 55.15 (+0.53)					
	50m: 26.42	100m: 55.68 (29.26)				
7	Mikolaj Babraj	2008 UKS SMS Galicja Kraków		513	56.00	98,29 % R1
	Entry time: 55.06 (+0.94)					
		100m: 56.00 (56.00)				
8	Karl Joensen	2005 Fuglafjarðar Svímjifelag	---	494	56.70	99,86 % R2
	Entry time: 56.62 (+0.08)					
	50m: 26.88	100m: 56.70 (29.82)				
9	Bárður Ólavsson	2008 Fuglafjarðar Svímjifelag		491	56.80	100,98 %
	Entry time: 57.36 (-0.56)					
		100m: 56.80 (56.80)				
10	Óli Mikkelsen	2008 Havnar Svímjifelag	---	425	59.61	99,49 %
	Entry time: 59.31 (+0.30)					
	50m: 28.38	100m: 59.61 (31.23)				
11	Adam Fengler	2008 UKS SMS Galicja Kraków	---	408	1:00.43	100,53 %
	Entry time: 1:00.75 (-0.32)					
	50m: 28.23	100m: 1:00.43 (32.20)				
12	Jóhannis í Stórustovu	2011 Havnar Svímjifelag		390	1:01.35	100,74 %
	Entry time: 1:01.81 (-0.46)					
		100m: 1:01.35 (1:01.35)				
13	Tórir Olsen	2011 Svímjifelagið Ægir	+0.62	336	1:04.49	100,09 %
	Entry time: 1:04.55 (-0.06)					
	50m: 31.62	100m: 1:04.49 (32.87)				
14	Aron Berg Joensen	2009 Havnar Svímjifelag	---	332	1:04.74	102,66 %
	Entry time: 1:06.51 (-1.77)					
	50m: 31.44	100m: 1:04.74 (33.30)				
15	Sigbjartur J. Egholm	2009 Havnar Svímjifelag		324	1:05.27	100,35 %
	Entry time: 1:05.50 (-0.23)					
		100m: 1:05.27 (1:05.27)				





## Úrslit

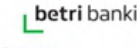
### Kapping 5, 100m Frí Menn - Innleiðandi

Raðf	Navn	Føðia Felag	R.T	AQU	Tíð	Munur
16	Jens Martin Dam Entry time: 1:08.21 50m: 32.04	2009 Havnar Svímjifelag (-2.66) 100m: 1:05.55 (33.51)	---	320	1:05.55	103,90 %
17	Benjamin Havn Entry time: 1:05.44 50m: 31.47	2011 Svímjifelagið Ægir (+0.52) 100m: 1:05.96 (34.49)	+0.67	314	1:05.96	99,21 %
18	Jónatan Samuelsen Entry time: 1:09.10	2010 Havnar Svímjifelag (-0.66) 100m: 1:08.44 (1:08.44)		281	1:08.44	100,96 %
19	Teitur Miné Róason Entry time: 1:11.23 50m: 32.69	2011 Havnar Svímjifelag (-2.72) 100m: 1:08.51 (35.82)	---	280	1:08.51	103,82 %
20	Nóa Róason Stakksund Entry time: 1:09.82 50m: 34.11	2011 Havnar Svímjifelag (+1.24) 100m: 1:11.06 (36.95)	---	251	1:11.06	98,22 %
21	Fríðálvur Eliassen Entry time: 1:18.06 50m: 35.71	2011 Fuglafjarðar Svímjifelag (-4.79) 100m: 1:13.27 (37.56)	---	229	1:13.27	106,14 %
22	Símur Eliassen Entry time: 1:15.36 50m: 34.17	2011 Havnar Svímjifelag (+1.78) 100m: 1:17.14 (42.97)	---	196	1:17.14	97,64 %
23	Andriás Mellemgard Entry time: 1:20.27 50m: 37.50	2009 Havnar Svímjifelag (-1.00) 100m: 1:19.27 (41.77)	+0.84	180	1:19.27	101,25 %
24	Bragi Bjarnason Entry time: 1:26.02 50m: 39.44	2012 Havnar Svímjifelag (-0.22) 100m: 1:25.80 (46.36)	---	142	1:25.80	100,26 %
25	Jógván Vesturtún Entry time: 1:25.19 50m: 40.78	2013 Fuglafjarðar Svímjifelag (+2.49) 100m: 1:27.68 (46.90)	---	133	1:27.68	97,08 %
26	Ábraham Finsson Ellingsgaard Entry time: 1:37.26 50m: 48.26	2014 Havnar Svímjifelag (+3.86) 100m: 1:41.12 (52.86)	---	87	1:41.12	96,03 %
27	Lukas Finsson Ellingsgaard Entry time: 2:14.29 50m: 1:01.69	2016 Havnar Svímjifelag (-8.62) 100m: 2:05.67 (1:03.98)	---	45	2:05.67	106,42 %

Kapping almenn: 28.06.2024 09:55:36

### Kapping 5, 100m Frí Menn - Finala

Raðf	Navn	Føðia Felag	R.T	AQU	Tíð	Munur
1	Isak Brisenfeldt Entry time: 54.50 50m: 24.90	2006 Havnar Svímjifelag (-3.45) 100m: 51.05 (26.15)	---	677	51.05	106,33 %
2	Kacper Duda Entry time: 54.06 50m: 24.87	2005 UKS SMS Galicja Kraków (-2.45) 100m: 51.61 (26.74)	---	655	51.61	104,53 %
3	Jóni Janusarson Strøm Entry time: 54.63 50m: 26.72	2006 Havnar Svímjifelag (-0.34) 100m: 54.29 (27.57)	---	563	54.29	100,62 %





## Úrslit

### Kapping 5, 100m Frí Menn - Finala

Raðf	Navn	Føðia Felag	R.T	AQU	Tíð	Munur
4	Áki Eliassen	2006 Havnar Svímjifelag	--	547	<b>54.80</b>	101,58 %
	Entry time: 55.68 (-0.88)					
	50m: 26.43	100m: 54.80 (28.37)				
5	Oddvaldur Leivsson	2008 Havnar Svímjifelag	--	539	<b>55.07</b>	99,34 %
	Entry time: 54.71 (+0.36)					
	50m: 26.43	100m: 55.07 (28.64)				
6	Tymofii Bohatyr	2007 UKS SMS Galicja Kraków	+0.66	523	<b>55.65</b>	98,82 %
	Entry time: 55.00 (+0.65)					
	50m: 26.33	100m: 55.65 (29.32)				

Kapping almenn: 28.06.2024 16:24:31

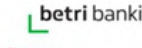
### Kapping 6, 100m Bringu Kvinnur - Innleiðandi

Raðf	Navn	Føðia Felag	R.T	AQU	Tíð	Munur
1	Lea Osberg Højsted	2008 Svímjifelagið Ægir	--	545	<b>1:16.30</b>	94,35 % Q
	Entry time: 1:12.22 (+4.08)					
	50m: 35.45	100m: 1:16.30 (40.85)				
2	Gabriela Raputa	2008 UKS SMS Galicja Kraków	--	492	<b>1:18.98</b>	96,83 % Q
	Entry time: 1:16.55 (+2.43)					
	50m: 37.56	100m: 1:18.98 (41.42)				
3	Rebekka Róðinsdóttir	2007 Fuglafjarðar Svímjifelag	--	464	<b>1:20.53</b>	100,33 % Q
	Entry time: 1:20.80 (-0.27)					
	50m: 38.02	100m: 1:20.53 (42.51)				
4	Ragnhild Jacobsen	2008 Svímjifelagið Ægir	--	430	<b>1:22.56</b>	96,12 % Q
	Entry time: 1:19.48 (+3.08)					
	50m: 39.00	100m: 1:22.56 (43.56)				
5	Birita Vesturtún	2007 Fuglafjarðar Svímjifelag	--	396	<b>1:24.86</b>	96,16 % Q
	Entry time: 1:21.72 (+3.14)					
	50m: 40.12	100m: 1:24.86 (44.74)				
6	Oddvá Sedeá D. Nattestad	2006 Havnar Svímjifelag	+0.77	363	<b>1:27.34</b>	101,62 % -
	Entry time: 1:28.78 (-1.44)					
	50m: 41.46	100m: 1:27.34 (45.88)				
7	Lilja Lenvig Harrýsdóttir	2009 Havnar Svímjifelag	--	361	<b>1:27.55</b>	100,11 % Q
	Entry time: 1:27.65 (-0.10)					
	50m: 40.90	100m: 1:27.55 (46.65)				
8	Halla Háfoss	2009 Havnar Svímjifelag	--	346	<b>1:28.78</b>	98,09 % R1
	Entry time: 1:27.12 (+1.66)					
	50m: 41.82	100m: 1:28.78 (46.96)				
9	Sirið Vesturtún	2011 Fuglafjarðar Svímjifelag	--	310	<b>1:32.08</b>	96,24 % R2
	Entry time: 1:28.74 (+3.34)					
	50m: 43.32	100m: 1:32.08 (48.76)				
10	Rakul J Højbro	2011 Fuglafjarðar Svímjifelag	--	262	<b>1:37.35</b>	102,41 %
	Entry time: 1:39.75 (-2.40)					
	50m: 46.23	100m: 1:37.35 (51.12)				
11	Naomi Friang	2010 Fuglafjarðar Svímjifelag	+0.76	238	<b>1:40.54</b>	98,31 %
	Entry time: 1:38.87 (+1.67)					
	50m: 47.38	100m: 1:40.54 (53.16)				

Kapping almenn: 28.06.2024 09:58:37

### Kapping 6, 100m Bringu Kvinnur - Finala

Raðf	Navn	Føðia Felag	R.T	AQU	Tíð	Munur
------	------	-------------	-----	-----	-----	-------





## Úrslit

### Kapping 6, 100m Bringu Kvinnur - Finala

Raðf	Navn	Føðia Felag	R.T	AQU	Tíð	Munur
1	Lea Osberg Højsted	2008 Svímjifelagið Ægir	---	635	1:12.53	104,94 %
	Entry time: 1:16.30 (-3.77)					
	50m: 33.56	100m: 1:12.53 (38.97)				
2	Gabriela Raputa	2008 UKS SMS Galicja Kraków	---	537	1:16.72	102,86 %
	Entry time: 1:18.98 (-2.26)					
	50m: 36.58	100m: 1:16.72 (40.14)				
3	Rebekka Róðinsdóttir	2007 Fuglafjarðar Svímjifelag	---	511	1:17.98	103,17 %
	Entry time: 1:20.53 (-2.55)					
	50m: 36.78	100m: 1:17.98 (41.20)				
4	Ragnhild Jacobsen	2008 Svímjifelagið Ægir	---	421	1:23.14	99,30 %
	Entry time: 1:22.56 (+0.58)					
	50m: 39.16	100m: 1:23.14 (43.98)				
5	Lilja Lenvig Harrysdóttir	2009 Havnar Svímjifelag	---	370	1:26.82	100,83 %
	Entry time: 1:27.55 (-0.73)					
	50m: 41.19	100m: 1:26.82 (45.63)				
6	Birita Vesturtún	2007 Fuglafjarðar Svímjifelag	+0.66	358	1:27.75	96,59 %
	Entry time: 1:24.86 (+2.89)					
	50m: 40.74	100m: 1:27.75 (47.01)				

Kapping almenn: 28.06.2024 16:36:55

### Kapping 7, 100m Rygg Menn - Final

Raðf	Navn	Føðia Felag	R.T	AQU	Tíð	Munur
=1	Mateusz Handerek	2006 UKS SMS Galicja Kraków	+0.61	607	57.08	96,48 %
	Entry time: 55.14 (+1.94)					
	50m: 27.31	100m: 57.08 (29.77)				
=1	Oliwier Nowakowski	2007 UKS SMS Galicja Kraków	+0.66	607	57.08	98,45 %
	Entry time: 56.21 (+0.87)					
	50m: 27.65	100m: 57.08 (29.43)				
3	Óli Mikkelsen	2008 Havnar Svímjifelag	+0.67	475	1:01.91	102,27 %
	Entry time: 1:03.35 (-1.44)					
	50m: 29.79	100m: 1:01.91 (32.12)				
4	Oddvaldur Leivsson	2008 Havnar Svímjifelag	+0.77	449	1:03.09	99,12 %
	Entry time: 1:02.54 (+0.55)					
	50m: 30.48	100m: 1:03.09 (32.61)				
5	Bragi Bjarnason	2012 Havnar Svímjifelag	+0.88	99	1:44.22	98,18 %
	Entry time: 1:42.36 (+1.86)					
	50m: 50.68	100m: 1:44.22 (53.54)				

Kapping almenn: 28.06.2024 16:37:01

### Kapping 9, 200m Firvald Menn - Final

Raðf	Navn	Føðia Felag	R.T	AQU	Tíð	Munur
1	Silas Dam Lindberg	2008 Havnar Svímjifelag	---	521	2:12.76	110,09 %
	Entry time: 2:27.66 (-14.90)					
	50m: 29.33	100m: 1:02.95 (33.62)	150m: 1:37.29 (34.34)	200m: 2:12.76 (35.47)		
2	Theodor Salter	2011 Havnar Svímjifelag	---	269	2:45.32	
	Entry time: 2:45.32					
	50m: 36.81	100m: 1:19.95 (43.14)	150m: 2:04.32 (44.37)	200m: 2:45.32 (41.00)		
3	Fríðálvur Eliassen	2011 Fuglafjarðar Svímjifelag	---	193	3:04.59	100,64 %
	Entry time: 3:05.77 (-1.18)					
	50m: 40.66	100m: 1:27.55 (46.89)	150m: 2:16.12 (48.57)	200m: 3:04.59 (48.47)		

Kapping almenn: 28.06.2024 17:11:28





## Úrslit

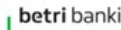
### Kapping 10, 200m Blandað Kvinnur - Final

Raðf	Navn	Fæðia Félag	R.T	AQU	Tíð	Munur
=1	Jóhanna Ólavsdóttir	2007 Fuglafjarðar Svímjifelag	--	589	<b>2:25.34</b>	99,10 %
	Entry time: 2:24.05 (+1.29)					
	50m: 31.04	100m: 1:08.12 (37.08)	150m: 1:51.61 (43.49)	200m: 2:25.34 (33.73)		
=1	Michalina Teodorowicz	2007 UKS SMS Galicja Kraków	--	589	<b>2:25.34</b>	100,83 %
	Entry time: 2:26.56 (-1.22)					
	50m: 30.82	100m: 1:08.63 (37.81)	150m: 1:51.60 (42.97)	200m: 2:25.34 (33.74)		
3	Aleksandra Marciniak	2007 UKS SMS Galicja Kraków	--	551	<b>2:28.60</b>	99,34 %
	Entry time: 2:27.62 (+0.98)					
	50m: 31.46	100m: 1:09.49 (38.03)	150m: 1:52.70 (43.21)	200m: 2:28.60 (35.90)		
4	Nikola Kurylek	2008 UKS SMS Galicja Kraków	--	466	<b>2:37.08</b>	92,77 %
	Entry time: 2:26.49 (+10.59)					
	50m: 33.04	100m: 1:11.88 (38.84)	150m: 1:59.16 (47.28)	200m: 2:37.08 (37.92)		
5	Sirið Vesturtún	2011 Fuglafjarðar Svímjifelag	+0.59	356	<b>2:51.90</b>	97,32 %
	Entry time: 2:47.41 (+4.49)					
	50m: 37.26	100m: 1:22.53 (45.27)	150m: 2:11.43 (48.90)	200m: 2:51.90 (40.47)		

Kapping almenn: 28.06.2024 17:11:34

### Kapping 11, 400m Frí Menn - Innleiðandi

Raðf	Navn	Fæðia Félag	R.T	AQU	Tíð	Munur
1	Heini Mohr Askham	2006 Svímjifelagið Ægir	--	700	<b>3:59.03</b>	102,00 % Q
	Entry time: 4:03.91 (-4.88)					
	50m: 27.47	100m: 57.40 (29.93)	150m: 1:28.36 (30.96)	200m: 1:58.94 (30.58)		
	250m: 2:29.32 (30.38)	300m: 2:59.50 (30.18)	350m: 3:29.74 (30.24)	400m: 3:59.03 (29.29)		
2	Fróði Hansen	2008 Fuglafjarðar Svímjifelag	--	604	<b>4:11.09</b>	101,31 % Q
	Entry time: 4:14.42 (-3.33)					
	50m: 27.70	100m: 57.81 (30.11)	150m: 1:28.88 (31.07)	200m: 2:00.64 (31.76)		
	250m: 2:33.26 (32.62)	300m: 3:06.36 (33.10)	350m: 3:39.35 (32.99)	400m: 4:11.09 (31.74)		
3	Gabriel Ladka	2008 UKS SMS Galicja Kraków	--	507	<b>4:26.03</b>	98,47 % Q
	Entry time: 4:22.03 (+4.00)					
	50m: 29.52	100m: 1:02.82 (33.30)	150m: 1:36.83 (34.01)	200m: 2:11.24 (34.41)		
	250m: 2:45.70 (34.46)	300m: 3:20.08 (34.38)	350m: 3:53.58 (33.50)	400m: 4:26.03 (32.45)		
4	Szymon Maliszewski	2008 UKS SMS Galicja Kraków	--	494	<b>4:28.44</b>	97,58 % Q
	Entry time: 4:22.11 (+6.33)					
	50m: 30.22	100m: 1:03.50 (33.28)	150m: 1:37.52 (34.02)	200m: 2:11.88 (34.36)		
	250m: 2:46.45 (34.57)	300m: 3:20.69 (34.24)	350m: 3:55.35 (34.66)	400m: 4:28.44 (33.09)		
5	Ólavur Winther Jákupsson	2008 Havnar Svímjifelag	--	494	<b>4:28.46</b>	101,57 % -
	Entry time: 4:32.75 (-4.29)					
	50m: 29.94	100m: 1:02.74 (32.80)	150m: 1:36.61 (33.87)	200m: 2:10.94 (34.33)		
	250m: 2:45.71 (34.77)	300m: 3:19.94 (34.23)	350m: 3:54.27 (34.33)	400m: 4:28.46 (34.19)		
6	Tórir Olsen	2011 Svímjifelagið Ægir	--	384	<b>4:51.79</b>	100,12 % Q
	Entry time: 4:52.13 (-0.34)					
	50m: 33.77	100m: 1:10.27 (36.50)	150m: 1:48.11 (37.84)	200m: 2:24.98 (36.87)		
	250m: 3:01.78 (36.80)	300m: 3:39.04 (37.26)	350m: 4:16.19 (37.15)	400m: 4:51.79 (35.60)		
7	Jóhannis í Stórustovu	2011 Havnar Svímjifelag	--	364	<b>4:57.09</b>	101,50 % Q
	Entry time: 5:01.61 (-4.52)					
	50m: 33.20	100m: 1:10.71 (37.51)	150m: 1:48.94 (38.23)	200m: 2:26.35 (37.41)		
	250m: 3:03.92 (37.57)	300m: 3:40.59 (36.67)	350m: 4:15.77 (35.18)	400m: 4:57.09 (41.32)		
8	Jens Martin Dam	2009 Havnar Svímjifelag	+0.91	311	<b>5:12.96</b>	101,98 % R1
	Entry time: 5:19.28 (-6.32)					
	50m: 34.95	100m: 1:14.37 (39.42)	150m: 1:54.37 (40.00)	200m: 2:34.27 (39.90)		
	250m: 3:15.00 (40.73)	300m: 3:55.07 (40.07)	350m: 4:34.75 (39.68)	400m: 5:12.96 (38.21)		







## Úrslit

### Kapping 11, 400m Frí Menn - Innleiðandi

Raðf	Navn	Føðia Felag	R.T	AQU	Tíð	Munur
9	Aron Berg Joensen	2009 Havnar Svímjifelag	+0.78	298	5:17.55	101,76 % R2
	Entry time: 5:23.24 (-5.69)					
	50m: 33.46	100m: 1:11.05 (37.59)			200m: 2:33.22 (41.96)	
	250m: 3:14.73 (41.51)	300m: 3:56.33 (41.60)			400m: 5:17.55 (40.87)	
10	Benjamin Havn	2011 Svímjifelagið Ægir	--	297	5:17.84	94,27 %
	Entry time: 5:00.62 (+17.22)					
	50m: 35.53	100m: 1:15.54 (40.01)			200m: 2:37.42 (41.04)	
	250m: 3:19.03 (41.61)	300m: 3:59.64 (40.61)			400m: 5:17.84 (39.03)	

Kapping almenn: 28.06.2024 10:29:40

### Kapping 11, 400m Frí Menn - Finala

Raðf	Navn	Føðia Felag	R.T	AQU	Tíð	Munur
1	Heini Mohr Askham	2006 Svímjifelagið Ægir	--	632	4:07.24	96,57 %
	Entry time: 3:59.03 (+8.21)					
	50m: 29.32	100m: 1:00.57 (31.25)			200m: 2:03.74 (31.99)	
	250m: 2:36.41 (32.67)	300m: 3:08.29 (31.88)			400m: 4:07.24 (27.30)	
2	Fróði Hansen	2008 Fuglafjarðar Svímjifelag	--	591	4:12.79	99,32 %
	Entry time: 4:11.09 (+1.70)					
	50m: 28.81	100m: 59.60 (30.79)			200m: 2:03.17 (32.22)	
	250m: 2:35.80 (32.63)	300m: 3:08.61 (32.81)			400m: 4:12.79 (31.68)	
3	Szymon Maliszewski	2008 UKS SMS Galicja Kraków	--	566	4:16.55	104,43 %
	Entry time: 4:28.44 (-11.89)					
	50m: 29.63	100m: 1:01.40 (31.77)			200m: 2:06.58 (32.64)	
	250m: 2:40.05 (33.47)	300m: 3:12.50 (32.45)			400m: 4:16.55 (31.50)	
4	Gabriel Ladka	2008 UKS SMS Galicja Kraków	--	500	4:27.38	99,49 %
	Entry time: 4:26.03 (+1.35)					
	50m: 29.81	100m: 1:03.17 (33.36)			200m: 2:11.73 (34.51)	
	250m: 2:46.40 (34.67)	300m: 3:20.83 (34.43)			400m: 4:27.38 (32.18)	
5	Jóhannis í Stórustovu	2011 Havnar Svímjifelag	--	420	4:43.24	104,66 %
	Entry time: 4:57.09 (-13.85)					
	50m: 32.01	100m: 1:07.81 (35.80)			200m: 2:20.26 (36.16)	
	250m: 2:56.28 (36.02)	300m: 3:32.68 (36.40)			400m: 4:43.24 (34.32)	
6	Tórir Olsen	2011 Svímjifelagið Ægir	+0.62	406	4:46.50	101,81 %
	Entry time: 4:51.79 (-5.29)					
	50m: 33.21	100m: 1:09.48 (36.27)			200m: 2:22.60 (36.21)	
	250m: 2:59.06 (36.46)	300m: 3:35.66 (36.60)			400m: 4:46.50 (34.39)	

Kapping almenn: 28.06.2024 17:11:40

### Kapping 12, 50m Frí Kvinnur - Innleiðandi

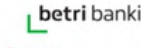
Raðf	Navn	Føðia Felag	R.T	AQU	Tíð	Munur
1	Lea Osberg Højsted	2008 Svímjifelagið Ægir	--	543	28.10	99,71 % Q
	Entry time: 28.02 (+0.08)					
2	Elisabeth Erlendsdóttir	2005 Havnar Svímjifelag	+0.45	524	28.43	93,12 % Q
	Entry time: 26.60 (+1.83)					
3	Dorteia Dam	2007 Havnar Svímjifelag	--	504	28.81	101,30 % Q
	Entry time: 29.19 (-0.38)					
4	Lea Petersen	2009 Svímjifelagið Ægir	--	473	29.41	100,03 % Q
	Entry time: 29.42 (-0.01)					
5	Sirið Vesturtún	2011 Fuglafjarðar Svímjifelag	--	423	30.53	97,69 % Q
	Entry time: 29.84 (+0.69)					
6	Lilja Lenvig Harrysdóttir	2009 Havnar Svímjifelag	--	405	30.97	98,46 % Q
	Entry time: 30.50 (+0.47)					

29-06-2024 18:21:16

Dátaviðgerð: Swimify 2.11

Loyvt: Havnar Svímjifelag

Síða 9/34





## Úrslit

### Kapping 12, 50m Frí Kvinnur - Innleiðandi

Raðf	Navn	Føðia Felag	R.T	AQU	Tíð	Munur
7	<b>Oddvá Seda D. Nattestad</b> Entry time: 30.26 (+0.87)	2006 Havnar Svímjifelag	---	399	<b>31.13</b>	97,12 % R1
8	<b>Margit Højbro</b> Entry time: 30.68 (+0.76)	2007 Fuglafjarðar Svímjifelag	---	387	<b>31.44</b>	97,52 % R2
9	<b>Naomi Friang</b> Entry time: 33.61 (-0.04)	2010 Fuglafjarðar Svímjifelag	---	318	<b>33.57</b>	100,12 %
10	<b>Lilja Sørensen</b> Entry time: 34.35 (-0.72)	2011 Havnar Svímjifelag	---	316	<b>33.63</b>	102,10 %
11	<b>Lea Bendix á Krákusteini</b> Entry time: 35.64 (-0.37)	2011 Havnar Svímjifelag	---	274	<b>35.27</b>	101,04 %
12	<b>Rakul J Højbro</b> Entry time: 36.37 (-0.16)	2011 Fuglafjarðar Svímjifelag	+0.66	253	<b>36.21</b>	100,44 %
13	<b>India Linnea Bech</b> Entry time: 33.97 (+2.50)	2011 Havnar Svímjifelag	---	248	<b>36.47</b>	92,64 %
14	<b>Eydna Maria Petersen</b>	2012 Havnar Svímjifelag	---	147	<b>43.41</b>	
15	<b>Hanna Smæra Fróðadóttir Sa</b> Entry time: 43.49 (+1.37)	2012 Havnar Svímjifelag	---	133	<b>44.86</b>	96,85 %
16	<b>Ebba Kirke Davidsen</b> Entry time: 52.58 (-5.47)	2013 Havnar Svímjifelag	---	115	<b>47.11</b>	110,40 %
17	<b>Jytta Kirke Davidsen</b>	2013 Havnar Svímjifelag	---	68	<b>56.13</b>	

Kapping almenn: 28.06.2024 10:30:00

### Kapping 12, 50m Frí Kvinnur - Finala

Raðf	Navn	Føðia Felag	R.T	AQU	Tíð	Munur
1	<b>Elisabeth Erlendsdóttir</b> Entry time: 28.43 (-1.30)	2005 Havnar Svímjifelag	---	603	<b>27.13</b>	104,57 %
2	<b>Lea Osberg Højsted</b> Entry time: 28.10 (-0.78)	2008 Svímjifelagið Ægir	---	591	<b>27.32</b>	102,78 %
3	<b>Dorteia Dam</b> Entry time: 28.81 (-0.05)	2007 Havnar Svímjifelag	---	506	<b>28.76</b>	100,17 %
4	<b>Lea Petersen</b> Entry time: 29.41 (-0.08)	2009 Svímjifelagið Ægir	---	477	<b>29.33</b>	100,27 %
5	<b>Sirið Vesturtún</b> Entry time: 30.53 (-0.02)	2011 Fuglafjarðar Svímjifelag	+0.68	424	<b>30.51</b>	100,07 %
6	<b>Lilja Lenvig Harrysdóttir</b> Entry time: 30.97 (-0.16)	2009 Havnar Svímjifelag	---	412	<b>30.81</b>	100,52 %

Kapping almenn: 28.06.2024 17:11:46

### Kapping 13, 200m Bringu Menn - Final

Raðf	Navn	Føðia Felag	R.T	AQU	Tíð	Munur
1	<b>Bárður Ólavsson</b> 50m: 34.00 100m: 1:12.76 (38.76) 150m: 1:52.39 (39.63) 200m: 2:32.61 (40.22)	2008 Fuglafjarðar Svímjifelag	---	488	<b>2:32.61</b>	
2	<b>Szymon Maliszewski</b> Entry time: 2:34.00 (+4.94) 50m: 34.38 100m: 1:14.63 (40.25) 150m: 1:56.66 (42.03) 200m: 2:38.94 (42.28)	2008 UKS SMS Galicja Kraków	---	432	<b>2:38.94</b>	96,79 %





## Úrslit

### Kapping 13, 200m Bringu Menn - Final

Raðf	Navn	Fæðia Félag	R.T	AQU	Tíð	Munur
3	Sigbjartur J. Egholm	2009 Havnar Svímjifelag	--	271	<b>3:05.49</b>	106,87 %
	Entry time: 3:19.18 (-13.69)					
	50m: 41.03	100m: 1:28.88 (47.85)			150m: 2:18.54 (49.66)	200m: 3:05.49 (46.95)
4	Jógván Vesturtún	2013 Fuglafjarðar Svímjifelag	--	146	<b>3:47.91</b>	100,36 %
	Entry time: 3:48.74 (-0.83)					
	50m: 52.39	100m: 1:50.92 (58.53)			150m: 2:50.23 (59.31)	200m: 3:47.91 (57.68)

Kapping almenn: 28.06.2024 17:11:53

### Kapping 14, 100m Firvald Kvinnur - Final

Raðf	Navn	Fæðia Félag	R.T	AQU	Tíð	Munur
1	Jóhanna Ólavsdóttir	2007 Fuglafjarðar Svímjifelag	--	545	<b>1:06.14</b>	98,14 %
	Entry time: 1:04.93 (+1.21)					
	50m: 31.21	100m: 1:06.14 (34.93)				
2	Michalina Teodorowicz	2007 UKS SMS Galicja Kraków	--	529	<b>1:06.80</b>	98,05 %
	Entry time: 1:05.52 (+1.28)					
	50m: 31.68	100m: 1:06.80 (35.12)				
3	Maria Lakoma	2008 UKS SMS Galicja Kraków	--	509	<b>1:07.69</b>	99,53 %
	Entry time: 1:07.37 (+0.32)					
	50m: 31.69	100m: 1:07.69 (36.00)				
4	Aleksandra Marciniak	2007 UKS SMS Galicja Kraków	--	496	<b>1:08.24</b>	98,50 %
	Entry time: 1:07.23 (+1.01)					
	50m: 31.71	100m: 1:08.24 (36.53)				
5	Halla Háfoss	2009 Havnar Svímjifelag	+0.73	374	<b>1:14.97</b>	101,79 %
	Entry time: 1:16.34 (-1.37)					
	50m: 34.88	100m: 1:14.97 (40.09)				

Kapping almenn: 28.06.2024 17:13:28

### Kapping 15, 100m Blandað Menn - Innleiðandi

Raðf	Navn	Fæðia Félag	R.T	AQU	Tíð	Munur
1	Kacper Duda	2005 UKS SMS Galicja Kraków	+0.71	496	<b>1:02.24</b>	92,13 % Q
	Entry time: 57.70 (+4.54)					
	50m: 28.77	100m: 1:02.24 (33.47)				
2	Áki Eliassen	2006 Havnar Svímjifelag	+0.50	407	<b>1:06.49</b>	93,58 % Q
	Entry time: 1:02.48 (+4.01)					
	50m: 30.93	100m: 1:06.49 (35.56)				
3	Bartal Erlingsson Eidesgaard	2003 Havnar Svímjifelag	+0.58	352	<b>1:09.73</b>	78,54 % Q
	Entry time: 57.41 (+12.32)					
	50m: 31.84	100m: 1:09.73 (37.89)				
4	Karl Joensen	2005 Fuglafjarðar Svímjifelag	--	278	<b>1:15.42</b>	84,45 % Q
	Entry time: 1:05.27 (+10.15)					
	50m: 34.29	100m: 1:15.42 (41.13)				
5	Aron Berg Joensen	2009 Havnar Svímjifelag	--	233	<b>1:20.07</b>	103,43 % Q
	Entry time: 1:22.91 (-2.84)					
	50m: 37.48	100m: 1:20.07 (42.59)				
6	Teitur Miné Róason	2011 Havnar Svímjifelag	--	215	<b>1:22.26</b>	104,19 % Q
	Entry time: 1:25.86 (-3.60)					
	50m: 39.50	100m: 1:22.26 (42.76)				
7	Jónatan Samuelsen	2010 Havnar Svímjifelag	--	211	<b>1:22.71</b>	100,70 % R1
	Entry time: 1:23.29 (-0.58)					
	50m: 39.11	100m: 1:22.71 (43.60)				





## Úrslit

### Kapping 15, 100m Blandað Menn - Innleiðandi

Raðf	Navn	Føðia Felag	R.T	AQU	Tíð	Munur
8	Fríðálvur Eliassen	2011 Fuglafjarðar Svímjifelag	---	189	1:25.85	100,83 % R2
	Entry time: 1:26.57 (-0.72)					
	50m: 40.66	100m: 1:25.85 (45.19)				
9	Nóa Róason Stakksund	2011 Havnar Svímjifelag	---	160	1:30.59	99,58 %
	Entry time: 1:30.21 (+0.38)					
	50m: 43.74	100m: 1:30.59 (46.85)				
10	Bragi Bjarnason	2012 Havnar Svímjifelag	---	83	1:52.67	97,15 %
	Entry time: 1:49.55 (+3.12)					
	50m: 51.44	100m: 1:52.67 (1:01.23)				
11	Ábraham Finsson Ellingsgaard	2014 Havnar Svímjifelag	---	55	2:08.95	92,16 %
	Entry time: 1:59.58 (+9.37)					
	50m: 59.87	100m: 2:08.95 (1:09.08)				
-	Andrias Mellemgard	2009 Havnar Svímjifelag	---		DNS	
-	Jógván Vesturtún	2013 Fuglafjarðar Svímjifelag	---		DNS	

Kapping almenn: 28.06.2024 10:32:30


### Kapping 15, 100m Blandað Menn - Finala

Raðf	Navn	Føðia Felag	R.T	AQU	Tíð	Munur
1	Bartal Erlingsson Eidesgaard	2003 Havnar Svímjifelag	+0.54	627	57.55	117,47 %
	Entry time: 1:09.73 (-12.18)					
	50m: 26.82	100m: 57.55 (30.73)				
2	Kacper Duda	2005 UKS SMS Galicja Kraków	---	548	1:00.19	103,29 %
	Entry time: 1:02.24 (-2.05)					
	50m: 27.59	100m: 1:00.19 (32.60)				
3	Áki Eliassen	2006 Havnar Svímjifelag	---	487	1:02.63	105,81 %
	Entry time: 1:06.49 (-3.86)					
	50m: 28.70	100m: 1:02.63 (33.93)				
4	Karl Joensen	2005 Fuglafjarðar Svímjifelag	---	365	1:08.94	108,59 %
	Entry time: 1:15.42 (-6.48)					
	50m: 32.13	100m: 1:08.94 (36.81)				
5	Aron Berg Joensen	2009 Havnar Svímjifelag	+0.78	230	1:20.34	99,66 %
	Entry time: 1:20.07 (+0.27)					
	50m: 37.11	100m: 1:20.34 (43.23)				
6	Teitur Miné Róason	2011 Havnar Svímjifelag	---	225	1:20.95	101,59 %
	Entry time: 1:22.26 (-1.31)					
	50m: 36.60	100m: 1:20.95 (44.35)				

Kapping almenn: 28.06.2024 17:26:23

### Kapping 16, 200m Rygg Kvinnur - Innleiðandi

Raðf	Navn	Føðia Felag	R.T	AQU	Tíð	Munur
1	Rebekka Róðinsdóttir	2007 Fuglafjarðar Svímjifelag	+0.75	507	2:29.08	99,65 % Q
	Entry time: 2:28.56 (+0.52)					
	50m: 33.96	100m: 1:11.46 (37.50)			150m: 1:50.72 (39.26)	200m: 2:29.08 (38.36)
2	Julia Smurzynska	2006 UKS SMS Galicja Kraków	+0.62	432	2:37.24	78,00 % Q
	Entry time: 2:08.88 (+28.36)					
	50m: 37.09	100m: 1:16.82 (39.73)			150m: 1:56.87 (40.05)	200m: 2:37.24 (40.37)
3	Dorteá Dam	2007 Havnar Svímjifelag	+0.64	410	2:40.05	99,43 % -
	Entry time: 2:39.14 (+0.91)					
	50m: 37.41	100m: 1:18.55 (41.14)			150m: 2:00.87 (42.32)	200m: 2:40.05 (39.18)





## Úrslit

### Kapping 16, 200m Rygg Kvinnur - Innleiðandi

Raðf	Navn	Føðia Felag	R.T	AQU	Tíð	Munur
4	Nikola Kurylek	2008 UKS SMS Galicja Kraków	+0.82	408	2:40.36	84,25 % Q
	Entry time: 2:18.54 (+21.82)					
	50m: 38.90	100m: 1:19.07 (40.17)			150m: 2:00.14 (41.07)	200m: 2:40.36 (40.22)
5	Sirið Vesturtún	2011 Fuglafjarðar Svímjifelag	+0.70	340	2:50.37	104,45 % Q
	Entry time: 2:58.30 (-7.93)					
	50m: 40.00	100m: 1:23.78 (43.78)			150m: 2:07.28 (43.50)	200m: 2:50.37 (43.09)
6	Naomi Friang	2010 Fuglafjarðar Svímjifelag	+0.81	311	2:55.53	100,41 % Q
	Entry time: 2:56.26 (-0.73)					
	50m: 41.91	100m: 1:26.38 (44.47)			150m: 2:12.21 (45.83)	200m: 2:55.53 (43.32)
7	Lilja Sørensen	2011 Havnar Svímjifelag	+0.91	271	3:03.58	103,06 % Q
	Entry time: 3:09.38 (-5.80)					
	50m: 44.25	100m: 1:30.67 (46.42)			150m: 2:19.45 (48.78)	200m: 3:03.58 (44.13)
-	Elisabeth Erlendsdóttir	2005 Havnar Svímjifelag	-.-		DNS	

Kapping almenn: 28.06.2024 10:38:09

### Kapping 16, 200m Rygg Kvinnur - Finala

Raðf	Navn	Føðia Felag	R.T	AQU	Tíð	Munur
1	Julia Smurzynska	2006 UKS SMS Galicja Kraków	+0.60	733	2:11.89	116,12 %
	Entry time: 2:37.24 (-25.35)					
	50m: 31.02	100m: 1:04.02 (33.00)			150m: 1:37.66 (33.64)	200m: 2:11.89 (34.23)
2	Rebekka Róðinsdóttir	2007 Fuglafjarðar Svímjifelag	+0.63	523	2:27.60	100,99 %
	Entry time: 2:29.08 (-1.48)					
	50m: 34.39	100m: 1:12.48 (38.09)			150m: 1:50.89 (38.41)	200m: 2:27.60 (36.71)
3	Sirið Vesturtún	2011 Fuglafjarðar Svímjifelag	+0.70	351	2:48.50	101,10 %
	Entry time: 2:50.37 (-1.87)					
	50m: 39.55	100m: 1:21.88 (42.33)			150m: 2:05.63 (43.75)	200m: 2:48.50 (42.87)
4	Naomi Friang	2010 Fuglafjarðar Svímjifelag	+0.79	326	2:52.68	101,62 %
	Entry time: 2:55.53 (-2.85)					
	50m: 41.37	100m: 1:24.96 (43.59)			150m: 2:09.65 (44.69)	200m: 2:52.68 (43.03)
-	Nikola Kurylek	2008 UKS SMS Galicja Kraków	-.-		DNS	

Kapping almenn: 28.06.2024 17:31:23

### Kapping 17, 50m Firvald Menn - Innleiðandi

Raðf	Navn	Føðia Felag	R.T	AQU	Tíð	Munur
1	Oliwier Nowakowski	2007 UKS SMS Galicja Kraków	+0.50	622	25.47	98,69 % Q
	Entry time: 25.14 (+0.33)					
2	Mateusz Handerek	2006 UKS SMS Galicja Kraków	-.-	611	25.62	98,01 % Q
	Entry time: 25.12 (+0.50)					
3	Áki Eliassen	2006 Havnar Svímjifelag	-.-	554	26.48	99,66 % Q
	Entry time: 26.39 (+0.09)					
4	Jóni Janusarson Strøm	2006 Havnar Svímjifelag	-.-	532	26.84	99,89 % Q
	Entry time: 26.81 (+0.03)					
5	Tymofii Bohatyr	2007 UKS SMS Galicja Kraków	-.-	506	27.28	98,70 % Q
	Entry time: 26.93 (+0.35)					
6	Mikolaj Babraj	2008 UKS SMS Galicja Kraków	-.-	502	27.36	98,33 % Q
	Entry time: 26.91 (+0.45)					
7	Adam Fengler	2008 UKS SMS Galicja Kraków	+0.67	466	28.04	98,00 % R1
	Entry time: 27.49 (+0.55)					





## Úrslit

### Kapping 17, 50m Firvald Menn - Innleiðandi

Raðf	Navn	Føðiá Felag	R.T	AQU	Tíð	Munur
8	Bárður Ólavsson Entry time: 28.30 (+0.28)	2008 Fuglafjarðar Svímjifelag	--	440	28.58	99,01 % R2
9	Gabriel Ladka Entry time: 31.24 (-2.14)	2008 UKS SMS Galicja Kraków	+0.64	417	29.10	106,85 %
10	Ólavur Winther Jákupsson Entry time: 30.21 (+0.44)	2008 Havnar Svímjifelag	--	357	30.65	98,54 %
11	Sigbjartur J. Egholm Entry time: 31.19 (+0.19)	2009 Havnar Svímjifelag	--	332	31.38	99,39 %
12	Jóhannis í Stórustovu Entry time: 31.29 (+0.90)	2011 Havnar Svímjifelag	+0.78	308	32.19	97,12 %
13	Theodor Salter Entry time: 31.55 (+0.66)	2011 Havnar Svímjifelag	+0.62	307	32.21	97,91 %
14	Tórir Olsen Entry time: 35.38 (-0.06)	2011 Svímjifelagið Ægir	--	233	35.32	100,17 %
15	Jens Martin Dam Entry time: 36.98 (-0.01)	2009 Havnar Svímjifelag	--	203	36.97	100,03 %
16	Teitur Miné Róason Entry time: 39.20 (-2.05)	2011 Havnar Svímjifelag	--	200	37.15	105,23 %
17	Fríðálvur Eliassen Entry time: 38.59 (-1.43)	2011 Fuglafjarðar Svímjifelag	--	200	37.16	103,71 %
18	Benjamin Havn Entry time: 37.13 (+1.15)	2011 Svímjifelagið Ægir	--	183	38.28	96,90 %
19	Jónatan Samuelsen Entry time: 39.92 (-0.05)	2010 Havnar Svímjifelag	--	162	39.87	100,13 %
20	Nóa Róason Stakksund Entry time: 38.54 (+2.77)	2011 Havnar Svímjifelag	--	145	41.31	92,81 %
21	Símun Eliassen Entry time: 43.13 (+1.91)	2011 Havnar Svímjifelag	--	112	45.04	95,57 %
22	Jógvan Vesturtún Entry time: 53.90 (-4.49)	2013 Fuglafjarðar Svímjifelag	--	85	49.41	108,33 %
23	Ábraham Finsson Ellingsgaard Entry time: 59.06 (+2.73)	2014 Havnar Svímjifelag	--	43	1:01.79	95,38 %
-	Óli Mikkelsen	2008 Havnar Svímjifelag	--		DNS	

Kapping almenn: 28.06.2024 10:40:41

### Kapping 17, 50m Firvald Menn - Finala

Raðf	Navn	Føðiá Felag	R.T	AQU	Tíð	Munur
1	Oliwier Nowakowski Entry time: 25.47 (+0.11)	2007 UKS SMS Galicja Kraków	--	614	25.58	99,57 %
2	Mateusz Handerek Entry time: 25.62 (+0.21)	2006 UKS SMS Galicja Kraków	--	597	25.83	99,18 %
3	Áki Eliassen Entry time: 26.48 (-0.13)	2006 Havnar Svímjifelag	--	562	26.35	100,49 %
4	Jóni Janusarson Strøm Entry time: 26.84 (+0.20)	2006 Havnar Svímjifelag	--	520	27.04	99,25 %





# Havnar Svímjifelag



## Úrslit

### Kapping 17, 50m Firvald Menn - Finala

Raðf	Navn	Føðia Felag	R.T	AQU	Tíð	Munur
5	Mikolaj Babraj	2008 UKS SMS Galicja Kraków	---	511	27.19	100,62 %
Entry time: 27.36 (-0.17)						
6	Tymofii Bohatyr	2007 UKS SMS Galicja Kraków	+0.67	487	27.63	98,72 %
Entry time: 27.28 (+0.35)						

Kapping almenn: 28.06.2024 17:31:37

### Kapping 18, 4x200m Frí Kvinnur - Final

Raðf	Navn	Aldur Felag	AQU	Tíð	Munur			
1	Fuglafjarðar Svímjifelag	17 Fuglafjarðar Svímjifelag	494	9:30.34	98,48 %			
	Jóhanna Ólavsdóttir	2007	---	31.51	1:06.54	1:42.30	2:17.31	2:17.31
	Birita Vesturtún	2007	---	32.01	1:08.01	1:45.67	2:23.25	4:40.56
	Margit Højbro	2007	---	32.67	1:08.09	1:45.16	2:22.16	7:02.72
	Sirið Vesturtún	2011	---	31.97	1:09.42	1:48.85	2:27.62	9:30.34
2	HS KVINNUR	19 Havnar Svímjifelag	468	9:40.52				
	Elisabeth Erlendsdóttir	2005	---	31.94	1:07.02	1:42.13	2:16.30	2:16.30
	Halla Háfoss	2009	---	33.51	1:12.36	1:52.51	2:30.78	4:47.08
	Dorteia Dam	2007	---	30.80	1:06.58	1:44.75	2:19.66	7:06.74
	Oddvá Sedeia D. Nattestad	2006	+0.22	33.90	1:13.98	1:53.93	2:33.78	9:40.52
3	HS GENTUR	15 Havnar Svímjifelag	310	11:06.15	98,38 %			
	Lilja Sørensen	2011	---	39.49	1:21.90	2:05.42	2:46.68	2:46.68
	India Linnea Bech	2011	---	40.20	1:24.97	2:12.30	3:00.60	5:47.28
	Lea Bendix á Krákusteini	2011	---	38.97	1:24.16	2:09.02	2:51.38	8:38.66
	Lilja Lenvig Harrysdóttir	2009	---	33.26	1:10.84	1:50.03	2:27.49	11:06.15

Kapping almenn: 28.06.2024 11:17:33

### Kapping 19, 4x200m Frí Menn - Final

Raðf	Navn	Aldur Felag	AQU	Tíð	Munur			
1	HS MENN	21 Havnar Svímjifelag	676	7:40.27	100,64 FAR			
	Isak Brisenfeldt	2006	---	25.90	54.45	1:22.95	1:51.06	1:51.06
	Oddvaldur Leivsson	2008	---	26.43	56.51	1:27.82	1:58.24	3:49.30
	Silas Dam Lindberg	2008	---	26.20	55.93	1:27.22	1:58.24	5:47.54
	Bartal Erlingsson Eidesgaard	2003	---	25.22	53.59	1:23.08	1:52.73	7:40.27
2	UKS SMS Galicja Kraków 1	19 UKS SMS Galicja Kraków	602	7:58.52	96,93 %			
	Kacper Duda	2005	+0.28	27.62	57.51	1:28.27	1:58.32	1:58.32
	Mateusz Handerek	2006	---	26.77	56.86	1:27.75	1:59.09	3:57.41
	Oliwier Nowakowski	2007	---	28.29	58.78	1:29.71	2:00.19	5:57.60
	Szymon Maliszewski	2008	---	27.77	58.51	1:29.99	2:00.92	7:58.52
3	HS MENN 2	18 Havnar Svímjifelag	500	8:28.86	118,67			
	Áki Eliassen	2006	---	28.61	59.77	1:32.20	2:05.17	2:05.17
	Óli Mikkelsen	2008	---	29.58	1:04.20	1:39.14	2:12.32	4:17.49
	Ólavur Winther Jákupsson	2008	---	29.16	1:01.63	1:35.42	2:09.04	6:26.53
	Jóni Janusarson Strøm	2006	---	26.97	57.09	1:29.63	2:02.33	8:28.86





## Úrslit

### Kapping 19, 4x200m Frí Menn - Final

Raðf	Navn	Aldur	Felag		AQU		Tíð	Munur
<b>4</b>	<b>Fuglafjarðar Svímjifelag</b>		19 Fuglafjarðar Svímjifelag		452		<b>8:46.34</b>	101,39
	Fróði Hansen	2008	---	27.23	57.09	1:28.05	1:58.33	1:58.33
	Karl Joensen	2005	---	28.43	1:00.47	1:33.82	2:07.05	4:05.38
	Fríðálvur Eliassen	2011	---	36.24	1:16.78	1:58.15	2:37.00	6:42.38
	Bárður Ólavsson	2008	---	28.16	59.41	1:32.04	2:03.96	8:46.34
<b>5</b>	<b>HS DREINGIR 1</b>		15 Havnar Svímjifelag		265		<b>10:28.64</b>	
	Sigbjartur J. Egholm	2009	---	33.06	1:10.85	1:49.81	2:26.99	2:26.99
	Andrias Mellemsgaard	2009	---	39.24	1:24.52	2:11.01	2:57.06	5:24.05
	Aron Berg Joensen	2009	---	33.69	1:12.84	1:53.47	2:31.20	7:55.25
	Jens Martin Dam	2009	---	40.20	1:17.15	1:55.42	2:33.39	10:28.64
<b>6</b>	<b>HS Dreingir</b>		13 Havnar Svímjifelag		197		<b>11:33.75</b>	101,52
	Símur Eliassen	2011	+0.62	40.26	1:27.25	2:14.91	2:59.36	2:59.36
	Teitur Miné Róason	2011	+0.72	35.71	1:17.80	2:00.55	2:40.72	5:40.08
	Nóa Róason Stakksund	2011	+0.45	39.19	1:24.51	2:10.11	2:50.55	8:30.63
	Bragi Bjarnason	2012	+0.16	41.08	1:28.59	2:17.08	3:03.12	11:33.75

Kapping almenn: 28.06.2024 11:18:01

### Kapping 20, 800m Frí Kvinnur - Finala

Raðf	Navn	Føðia	Felag	R.T	AQU		Tíð	Munur
<b>1</b>	<b>Maria Lakoma</b>		2008 UKS SMS Galicja Kraków	---	465		<b>10:16.17</b>	87,38 %
	Entry time: 9:07.14		(+1:09.03)					
	50m: 35.74	100m: 1:14.56	(38.82)	150m: 1:54.39	(39.83)	200m: 2:34.10	(39.71)	
	250m: 3:13.76	(39.66)	300m: 3:53.63	(39.87)	350m: 4:33.41	(39.78)	400m: 5:12.89	(39.48)
	450m: 5:52.04	(39.15)	500m: 6:29.91	(37.87)	550m: 7:08.63	(38.72)	600m: 7:47.57	(38.94)
	650m: 8:26.65	(39.08)	700m: 9:03.85	(37.20)	750m: 9:40.06	(36.21)	800m: 10:16.17	(36.11)
<b>2</b>	<b>Lilja Sørensen</b>		2011 Havnar Svímjifelag	---	328		<b>11:31.94</b>	103,06 %
	Entry time: 11:53.81		(-21.87)					
	50m: 38.82	100m: 1:21.69	(42.87)	150m: 2:05.09	(43.40)	200m: 2:49.48	(44.39)	
	250m: 3:34.10	(44.62)	300m: 4:17.73	(43.63)	350m: 5:01.99	(44.26)	400m: 5:46.52	(44.53)
	450m: 6:30.67	(44.15)	500m: 7:14.72	(44.05)	550m: 7:59.04	(44.32)	600m: 8:43.47	(44.43)
	650m: 9:27.31	(43.84)	700m: 10:10.68	(43.37)	750m: 10:52.62	(41.94)	800m: 11:31.94	(39.32)

Kapping almenn: 28.06.2024 17:46:57

### Kapping 21, 4x100m Blandað Menn - Finala

Raðf	Navn	Aldur	Felag		AQU		Tíð	Munur
<b>1</b>	<b>UKS SMS Galicja Kraków 1</b>		19 UKS SMS Galicja Kraków		608		<b>3:54.77</b>	98,40 %
	Oliwier Nowakowski	2007	+0.56	28.34	58.50		58.50	
	Szymon Maliszewski	2008	---	31.75	1:07.48		2:05.98	
	Mateusz Handerek	2006	---	27.05	58.08		3:04.06	
	Kacper Duda	2005	---	24.44	50.71		3:54.77	
<b>2</b>	<b>HS MENN</b>		21 Havnar Svímjifelag		605		<b>3:55.14</b>	99,90 % FAR
	Oddvaldur Leivsson	2008	+0.88	29.52	1:02.12		1:02.12	
	Bartal Erlingsson Eidesgaard	2003	---	29.40	1:03.11		2:05.23	
	Áki Eliassen	2006	---	27.76	59.23		3:04.46	
	Isak Brisenfeldt	2006	---	24.56	50.68		3:55.14	







## Úrslit

### Kapping 21, 4x100m Blandað Menn - Finala

Raðf	Navn	Aldur	Felag		AQU	Tíð	Munur
3	<b>HS DREINGIR 1</b>		16 Havnar Svímjifelag		420	<b>4:25.69</b>	98,87 %
	Óli Mikkelsen	2008	+0.72	30.05	1:02.36	1:02.36	
	Silas Dam Lindberg	2008	---	32.76	1:10.49	2:12.85	
	Theodor Salter	2011	---	34.04	1:12.78	3:25.63	
	Ólavur Winther Jákupsson	2008	---	28.22	1:00.06	4:25.69	
4	<b>Fuglafjarðar Svímjifelag</b>		19 Fuglafjarðar Svímjifelag		393	<b>4:31.56</b>	100,91
	Karl Joensen	2005	+0.84	33.79	1:09.86	1:09.86	
	Fróði Hansen	2008	---	29.94	1:06.46	2:16.32	
	Bárður Ólavsson	2008	---	28.48	1:01.66	3:17.98	
	Fríðálvur Eliassen	2011	---	35.65	1:13.58	4:31.56	
5	<b>HS DREINGIR 2</b>		15 Havnar Svímjifelag		248	<b>5:16.43</b>	
	Jóhannis í Stórustovu	2011	+0.81	37.02	1:16.87	1:16.87	
	Sigbjartur J. Egholm	2009	---	40.71	1:27.48	2:44.35	
	Jens Martin Dam	2009	---	37.59	1:25.91	4:10.26	
	Aron Berg Joensen	2009	---	31.57	1:06.17	5:16.43	
6	<b>HS Dreingir</b>		14 Havnar Svímjifelag		160	<b>6:05.97</b>	103,94
	Bragi Bjarnason	2012	+0.82	50.25	1:43.97	1:43.97	
	Jónatan Samuelsen	2010	+0.12	41.40	1:30.62	3:14.59	
	Nóa Róason Stakksund	2011	---	45.73	1:41.66	4:56.25	
	Teitur Miné Róason	2011	+0.26	33.12	1:09.72	6:05.97	

Kapping almenn: 28.06.2024 18:10:47

### Kapping 22, 4x100m Blandað Kvinnur - Finala

Raðf	Navn	Aldur	Felag		AQU	Tíð	Munur
1	<b>UKS SMS Galicja Kraków 1</b>		18 UKS SMS Galicja Kraków		587	<b>4:27.88</b>	97,72 %
	Julia Smurzynska	2006	+0.56	30.23	1:01.81	1:01.81	
	Gabriela Raputa	2008	---	35.55	1:16.59	2:18.40	
	Michalina Teodorowicz	2007	---	31.23	1:07.53	3:25.93	
	Maria Lakoma	2008	---	30.63	1:01.95	4:27.88	
2	<b>Fuglafjarðar Svímjifelag</b>		17 Fuglafjarðar Svímjifelag		467	<b>4:49.11</b>	97,90 %
	Rebekka Róðinsdóttir	2007	+0.74	33.91	1:10.15	1:10.15	
	Birita Vesturtún	2007	---	39.45	1:24.29	2:34.44	
	Jóhanna Ólavsdóttir	2007	+0.31	31.36	1:08.20	3:42.64	
	Margit Højbro	2007	+0.38	31.97	1:06.47	4:49.11	
3	<b>HS KVINNUR</b>		19 Havnar Svímjifelag		429	<b>4:57.38</b>	99,68 %
	Elisabeth Erlendsdóttir	2005	+0.72	30.89	1:04.56	1:04.56	
	Oddvá Seda D. Nattestad	2006	---	40.84	1:30.51	2:35.07	
	Halla Háfoss	2009	---	35.70	1:18.32	3:53.39	
	Dorteia Dam	2007	---	30.83	1:03.99	4:57.38	





## Úrslit

### Kapping 22, 4x100m Blandað Kvinnur - Finala

Raðf	Navn	Aldur	Felag	AQU	Tíð	Munur
4	HS KVINNUR 2		15 Havnar Svímjifelag	246	5:57.65	98,87 %
	Lea Bendix á Krákusteini	2011	+0.79	45.30	1:32.77	1:32.77
	India Linnea Bech	2011	---	48.20	1:43.48	3:16.25
	Lilja Lenvig Harrysdóttir	2009	---	36.13	1:21.56	4:37.81
	Lilja Sørensen	2011	---	37.67	1:19.84	5:57.65

Kapping almenn: 28.06.2024 18:11:17

### Kapping 23, 400m Blandað Kvinnur - Finala

Raðf	Navn	Føðia	Felag	R.T	AQU	Tíð	Munur	
1	Michalina Teodorowicz	2007	UKS SMS Galicja Kraków	---	519	5:22.20	96,27 %	
	Entry time: 5:10.62		(+11.58)					
	50m: 33.19	100m: 1:11.31	(38.12)	150m: 1:54.85	(43.54)	200m: 2:36.98	(42.13)	
	250m: 3:20.38	(43.40)	300m: 4:04.79	(44.41)	350m: 4:44.13	(39.34)	400m: 5:22.20	(38.07)

Kapping almenn: 29.06.2024 16:10:50

### Kapping 24, 50m Rygg Menn - Innleiðandi

Raðf	Navn	Føðia	Felag	R.T	AQU	Tíð	Munur
1	Mateusz Handerek	2006	UKS SMS Galicja Kraków	+0.62	538	27.18	93,66 % Q
	Entry time: 25.56		(+1.62)				
2	Oliwier Nowakowski	2007	UKS SMS Galicja Kraków	+0.59	530	27.32	94,44 % Q
	Entry time: 25.88		(+1.44)				
3	Óli Mikkelsen	2008	Havnar Svímjifelag	+0.66	460	28.63	100,38 % Q
	Entry time: 28.74		(-0.11)				
4	Oddvaldur Leivsson	2008	Havnar Svímjifelag	+0.81	418	29.55	99,63 % Q
	Entry time: 29.44		(+0.11)				
5	Karl Joensen	2005	Fuglafjarðar Svímjifelag	+0.89	397	30.07	101,86 % Q
	Entry time: 30.64		(-0.57)				
6	Jónatan Samuelsen	2010	Havnar Svímjifelag	+0.81	246	35.25	106,75 % Q
	Entry time: 37.80		(-2.55)				
7	Aron Berg Joensen	2009	Havnar Svímjifelag	+0.72	226	36.29	105,42 % R1
	Entry time: 38.37		(-2.08)				
8	Teitur Miné Róason	2011	Havnar Svímjifelag	+0.81	211	37.10	106,12 % R2
	Entry time: 39.52		(-2.42)				
9	Nóa Róason Stakksund	2011	Havnar Svímjifelag	+0.78	160	40.66	99,33 %
	Entry time: 40.39		(+0.27)				
10	Fríðálvur Eliassen	2011	Fuglafjarðar Svímjifelag	+0.77	152	41.34	103,97 %
	Entry time: 43.05		(-1.71)				
11	Símun Eliassen	2011	Havnar Svímjifelag	+0.68	120	44.75	93,76 %
	Entry time: 42.12		(+2.63)				
12	Jógvan Vesturtún	2013	Fuglafjarðar Svímjifelag	+0.83	96	48.23	97,97 %
	Entry time: 47.27		(+0.96)				
13	Bragi Bjarnason	2012	Havnar Svímjifelag	+0.79	89	49.42	100,46 %
	Entry time: 49.65		(-0.23)				
14	Ábraham Finsson Ellingsgaard	2014	Havnar Svímjifelag	+0.94	78	51.66	101,79 %
	Entry time: 52.60		(-0.94)				
15	Lukas Finsson Ellingsgaard	2016	Havnar Svímjifelag	+1.00	31	1:10.27	95,37 %
	Entry time: 1:07.16		(+3.11)				





## Úrslit

### Kapping 24, 50m Rygg Menn - Innleiðandi

Raðf	Navn	Føðia Felag	R.T	AQU	Tíð	Munur
------	------	-------------	-----	-----	-----	-------

Kapping almenn: 29.06.2024 09:09:16

### Kapping 24, 50m Rygg Menn - Finala

Raðf	Navn	Føðia Felag	R.T	AQU	Tíð	Munur
1	Mateusz Handerek Entry time: 27.18 (-1.34)	2006 UKS SMS Galicja Kraków	+0.62	626	25.84	104,93 %
2	Oliwier Nowakowski Entry time: 27.32 (-0.31)	2007 UKS SMS Galicja Kraków	+0.72	548	27.01	101,13 %
3	Óli Mikkelsen Entry time: 28.63 (-0.21)	2008 Havnar Svímjifelag	+0.75	470	28.42	100,73 %
4	Oddvaldur Leivsson Entry time: 29.55 (-0.34)	2008 Havnar Svímjifelag	+0.77	433	29.21	101,15 %
5	Karl Joensen Entry time: 30.07 (-0.05)	2005 Fuglafjarðar Svímjifelag	+0.84	399	30.02	100,17 %
6	Jónatan Samuelsen Entry time: 35.25 (+0.31)	2010 Havnar Svímjifelag	+0.71	240	35.56	99,12 %

Kapping almenn: 29.06.2024 16:38:05

### Kapping 25, 50m Bringu Kvinnur - Innleiðandi

Raðf	Navn	Føðia Felag	R.T	AQU	Tíð	Munur
1	Gabriela Raputa Entry time: 35.55 (+0.48)	2008 UKS SMS Galicja Kraków	--	488	36.03	98,65 % Q
2	Rebekka Róðinsdóttir Entry time: 36.29 (+1.30)	2007 Fuglafjarðar Svímjifelag	--	429	37.59	96,42 % Q
3	Ragnhild Jacobsen Entry time: 36.97 (+0.66)	2008 Svímjifelagið Ægir	+0.38	428	37.63	98,21 % Q
4	Dorteia Dam Entry time: 37.62 (+0.64)	2007 Havnar Svímjifelag	+0.60	407	38.26	98,30 % -
5	Birita Vesturtún Entry time: 36.89 (+2.60)	2007 Fuglafjarðar Svímjifelag	--	370	39.49	92,95 % Q
6	Oddvá Sedeia D. Nattestad Entry time: 38.22 (+1.92)	2006 Havnar Svímjifelag	--	353	40.14	94,98 % Q
7	Sirið Vesturtún Entry time: 39.50 (+0.70)	2011 Fuglafjarðar Svímjifelag	--	351	40.20	98,23 % Q
8	Lilja Lenvig Harrysdóttir Entry time: 40.55 (+0.37)	2009 Havnar Svímjifelag	--	333	40.92	99,09 % R1
9	Halla Háfoss Entry time: 40.75 (+0.47)	2009 Havnar Svímjifelag	--	326	41.22	98,85 % R2
10	Naomi Friang Entry time: 47.82 (-2.62)	2010 Fuglafjarðar Svímjifelag	--	247	45.20	105,48 %
11	Rakul J Højbro Entry time: 45.57 (-0.36)	2011 Fuglafjarðar Svímjifelag	--	247	45.21	100,79 %
12	India Linnea Bech Entry time: 46.68 (-1.04)	2011 Havnar Svímjifelag	--	240	45.64	102,23 %
13	Hanna Smæra Fróðadóttir Sa Entry time: 1:00.77 (+0.47)	2012 Havnar Svímjifelag	--	99	1:01.24	99,23 %





## Úrslit

### Kapping 25, 50m Bringu Kvinnur - Innleiðandi

Raðf	Navn	Føðia Felag	R.T	AQU	Tíð	Munur
14	Eydna Maria Petersen	2012 Havnar Svímjifelag	---	86	1:04.09	112,55 %
Entry time: 1:13.29 (-9.20)						
15	Jytta Kirke Davidsen	2013 Havnar Svímjifelag	+0.78	67	1:09.58	

Kapping almenn: 29.06.2024 09:18:08

### Kapping 25, 50m Bringu Kvinnur - Finala

Raðf	Navn	Føðia Felag	R.T	AQU	Tíð	Munur
1	Rebekka Róðinsdóttir	2007 Fuglafjarðar Svímjifelag	+0.50	495	35.85	104,63 %
Entry time: 37.59 (-1.74)						
2	Gabriela Raputa	2008 UKS SMS Galicja Kraków	---	475	36.35	99,11 %
Entry time: 36.03 (+0.32)						
3	Ragnhild Jacobsen	2008 Svímjifelagið Ægir	---	427	37.66	99,92 %
Entry time: 37.63 (+0.03)						
4	Birita Vesturtún	2007 Fuglafjarðar Svímjifelag	---	426	37.69	104,56 %
Entry time: 39.49 (-1.80)						
5	Oddvá Sedeá D. Nattestad	2006 Havnar Svímjifelag	+0.71	352	40.17	99,93 %
Entry time: 40.14 (+0.03)						
6	Sirið Vesturtún	2011 Fuglafjarðar Svímjifelag	---	324	41.27	97,34 %
Entry time: 40.20 (+1.07)						

Kapping almenn: 29.06.2024 16:21:47

### Kapping 26, 200m Frí Menn - Innleiðandi

Raðf	Navn	Føðia Felag	R.T	AQU	Tíð	Munur
1	Gabriel Ladka	2008 UKS SMS Galicja Kraków	---	494	2:05.64	97,83 % Q
Entry time: 2:02.97 (+2.67)						
50m: 28.82 100m: 1:01.03 (32.21) 150m: 1:33.93 (32.90) 200m: 2:05.64 (31.71)						
2	Kacper Duda	2005 UKS SMS Galicja Kraków	---	482	2:06.70	86,28 % Q
Entry time: 1:51.41 (+15.29)						
50m: 29.47 100m: 1:02.34 (32.87) 150m: 1:34.67 (32.33) 200m: 2:06.70 (32.03)						
3	Ólavur Winther Jákupsson	2008 Havnar Svímjifelag	---	448	2:09.83	102,31 % Q
Entry time: 2:12.90 (-3.07)						
50m: 29.73 100m: 1:02.93 (33.20) 150m: 1:36.46 (33.53) 200m: 2:09.83 (33.37)						
4	Jóhannis í Stórustovu	2011 Havnar Svímjifelag	---	395	2:15.40	102,55 % -
Entry time: 2:18.95 (-3.55)						
50m: 31.23 100m: 1:05.99 (34.76) 150m: 1:41.24 (35.25) 200m: 2:15.40 (34.16)						
5	Tórir Olsen	2011 Svímjifelagið Ægir	+0.58	380	2:17.11	101,41 % Q
Entry time: 2:19.07 (-1.96)						
50m: 32.71 100m: 1:08.13 (35.42) 150m: 1:43.83 (35.70) 200m: 2:17.11 (33.28)						
6	Theodor Salter	2011 Havnar Svímjifelag	+0.69	362	2:19.34	101,87 % -
Entry time: 2:21.99 (-2.65)						
50m: 32.69 100m: 1:08.40 (35.71) 150m: 1:44.58 (36.18) 200m: 2:19.34 (34.76)						
7	Benjamin Havn	2011 Svímjifelagið Ægir	---	327	2:24.14	100,68 % Q
Entry time: 2:25.12 (-0.98)						
50m: 32.76 100m: 1:10.20 (37.44) 150m: 1:47.67 (37.47) 200m: 2:24.14 (36.47)						
8	Jens Martin Dam	2009 Havnar Svímjifelag	---	320	2:25.16	100,85 % Q
Entry time: 2:26.40 (-1.24)						
50m: 32.65 100m: 1:09.86 (37.21) 150m: 1:48.27 (38.41) 200m: 2:25.16 (36.89)						





## Úrslit

### Kapping 26, 200m Frí Menn - Innleiðandi

Raðf	Navn	Føðia Felag	R.T	AQU	Tíð	Munur
9	Aron Berg Joensen	2009 Havnar Svímjifelag	---	318	<b>2:25.51</b>	101,76 % R1
	Entry time: 2:28.11 (-2.60)					
	50m: 32.64	100m: 1:09.05 (36.41)	150m: 1:46.99 (37.94)	200m: 2:25.51 (38.52)		
10	Jónatan Samuelsen	2010 Havnar Svímjifelag	---	278	<b>2:32.10</b>	102,57 % R2
	Entry time: 2:36.12 (-4.02)					
	50m: 33.99	100m: 1:13.21 (39.22)	150m: 1:54.31 (41.10)	200m: 2:32.10 (37.79)		
11	Fríðálvur Eliassen	2011 Fuglafjarðar Svímjifelag	---	235	<b>2:40.93</b>	101,46 %
	Entry time: 2:43.31 (-2.38)					
	50m: 37.84	100m: 1:19.82 (41.98)	150m: 2:01.12 (41.30)	200m: 2:40.93 (39.81)		
12	Andrias Mellemgaard	2009 Havnar Svímjifelag	---	186	<b>2:54.02</b>	100,42 %
	Entry time: 2:54.76 (-0.74)					
	50m: 39.25	100m: 1:24.72 (45.47)	150m: 2:09.94 (45.22)	200m: 2:54.02 (44.08)		
13	Jógván Vesturtún	2013 Fuglafjarðar Svímjifelag	+0.63	154	<b>3:05.12</b>	
	Entry time: 3:05.12	100m: 1:30.32 (47.83)	150m: 2:18.38 (48.06)	200m: 3:05.12 (46.74)		
14	Ábraham Finsson Ellingsgaard	2014 Havnar Svímjifelag	---	110	<b>3:26.98</b>	103,40 %
	Entry time: 3:34.26 (-7.28)					
	50m: 50.25	100m: 1:47.10 (56.85)	150m: 2:38.21 (51.11)	200m: 3:26.98 (48.77)		

Kapping almenn: 29.06.2024 09:27:13

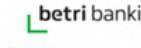
### Kapping 26, 200m Frí Menn - Finala

Raðf	Navn	Føðia Felag	R.T	AQU	Tíð	Munur
1	Kacper Duda	2005 UKS SMS Galicja Kraków	---	654	<b>1:54.45</b>	109,67 %
	Entry time: 2:06.70 (-12.25)					
	50m: 26.55	100m: 55.63 (29.08)	150m: 1:26.19 (30.56)	200m: 1:54.45 (28.26)		
2	Gabriel Ladka	2008 UKS SMS Galicja Kraków	---	533	<b>2:02.54</b>	102,47 %
	Entry time: 2:05.64 (-3.10)					
	50m: 28.07	100m: 59.27 (31.20)	150m: 1:31.50 (32.23)	200m: 2:02.54 (31.04)		
3	Ólavur Winther Jákupsson	2008 Havnar Svímjifelag	---	437	<b>2:10.86</b>	99,21 %
	Entry time: 2:09.83 (+1.03)					
	50m: 30.30	100m: 1:03.55 (33.25)	150m: 1:37.33 (33.78)	200m: 2:10.86 (33.53)		
4	Tórir Olsen	2011 Svímjifelagið Ægir	---	390	<b>2:15.97</b>	100,83 %
	Entry time: 2:17.11 (-1.14)					
	50m: 32.62	100m: 1:07.27 (34.65)	150m: 1:42.32 (35.05)	200m: 2:15.97 (33.65)		
5	Benjamin Havn	2011 Svímjifelagið Ægir	+0.61	326	<b>2:24.25</b>	99,92 %
	Entry time: 2:24.14 (+0.11)					
	50m: 31.78	100m: 1:08.57 (36.79)	150m: 1:47.08 (38.51)	200m: 2:24.25 (37.17)		
6	Jens Martin Dam	2009 Havnar Svímjifelag	---	320	<b>2:25.24</b>	99,94 %
	Entry time: 2:25.16 (+0.08)					
	50m: 33.41	100m: 1:10.38 (36.97)	150m: 1:48.53 (38.15)	200m: 2:25.24 (36.71)		

Kapping almenn: 29.06.2024 16:17:10

### Kapping 27, 100m Frí Kvinnur - Innleiðandi

Raðf	Navn	Føðia Felag	R.T	AQU	Tíð	Munur
1	Maria Lakoma	2008 UKS SMS Galicja Kraków	---	572	<b>1:00.53</b>	99,92 % Q
	Entry time: 1:00.48 (+0.05)					
	50m: 29.47	100m: 1:00.53 (31.06)				
2	Jóhanna Ólavsdóttir	2007 Fuglafjarðar Svímjifelag	---	510	<b>1:02.88</b>	100,05 % Q
	Entry time: 1:02.91 (-0.03)					
	50m: 30.24	100m: 1:02.88 (32.64)				





## Úrslit

### Kapping 27, 100m Frí Kvinnur - Innleiðandi

Raðf	Navn	Føðia Felag	R.T	AQU	Tíð	Munur
3	Lea Petersen	2009 Svímjifelagið Ægir	---	476	<b>1:04.33</b>	98,55 % Q
	Entry time: 1:03.41 (+0.92)					
	50m: 30.14	100m: 1:04.33 (34.19)				
4	Dorteá Dam	2007 Havnar Svímjifelag	+0.68	475	<b>1:04.36</b>	99,67 % Q
	Entry time: 1:04.15 (+0.21)					
	50m: 31.03	100m: 1:04.36 (33.33)				
5	Margit Højbro	2007 Fuglafjarðar Svímjifelag	+0.56	398	<b>1:08.27</b>	95,90 % -
	Entry time: 1:05.58 (+2.69)					
	50m: 33.09	100m: 1:08.27 (35.18)				
6	Lilja Lenvig Harrýsdóttir	2009 Havnar Svímjifelag	---	387	<b>1:08.90</b>	97,71 % Q
	Entry time: 1:07.36 (+1.54)					
	50m: 32.78	100m: 1:08.90 (36.12)				
7	Sirið Vesturtún	2011 Fuglafjarðar Svímjifelag	+0.51	386	<b>1:09.00</b>	96,58 % Q
	Entry time: 1:06.72 (+2.28)					
	50m: 32.10	100m: 1:09.00 (36.90)				
8	Oddvá Sedeá D. Nattestad	2006 Havnar Svímjifelag	---	352	<b>1:11.12</b>	95,15 % R1
	Entry time: 1:07.83 (+3.29)					
	50m: 33.24	100m: 1:11.12 (37.88)				
9	Naomi Friang	2010 Fuglafjarðar Svímjifelag	---	328	<b>1:12.84</b>	100,33 % R2
	Entry time: 1:13.08 (-0.24)					
	50m: 34.93	100m: 1:12.84 (37.91)				
10	Lilja Sørensen	2011 Havnar Svímjifelag	---	311	<b>1:14.11</b>	103,90 %
	Entry time: 1:17.12 (-3.01)					
	50m: 35.45	100m: 1:14.11 (38.66)				
11	Rakul J Højbro	2011 Fuglafjarðar Svímjifelag	+0.77	275	<b>1:17.22</b>	100,86 %
	Entry time: 1:17.89 (-0.67)					
	50m: 37.72	100m: 1:17.22 (39.50)				
12	Lea Bendix á Krákusteini	2011 Havnar Svímjifelag	---	274	<b>1:17.36</b>	99,97 %
	Entry time: 1:17.34 (+0.02)					
	50m: 37.04	100m: 1:17.36 (40.32)				
13	India Linnea Bech	2011 Havnar Svímjifelag	---	243	<b>1:20.48</b>	89,36 %
	Entry time: 1:12.74 (+7.74)					
	50m: 38.57	100m: 1:20.48 (41.91)				
14	Ebba Kirke Davidsen	2013 Havnar Svímjifelag	---	105	<b>1:46.32</b>	121,79 %
	Entry time: 2:15.94 (-29.62)					
	50m: 48.48	100m: 1:46.32 (57.84)				

Kapping almenn: 29.06.2024 09:55:42

### Kapping 27, 100m Frí Kvinnur - Finala

Raðf	Navn	Føðia Felag	R.T	AQU	Tíð	Munur
1	Maria Lakoma	2008 UKS SMS Galicja Kraków	---	586	<b>1:00.04</b>	100,81 %
	Entry time: 1:00.53 (-0.49)					
	50m: 29.14	100m: 1:00.04 (30.90)				
2	Dorteá Dam	2007 Havnar Svímjifelag	---	514	<b>1:02.70</b>	102,58 %
	Entry time: 1:04.36 (-1.66)					
	50m: 30.32	100m: 1:02.70 (32.38)				
3	Jóhanna Ólavsdóttir	2007 Fuglafjarðar Svímjifelag	---	514	<b>1:02.72</b>	100,25 %
	Entry time: 1:02.88 (-0.16)					
	50m: 30.23	100m: 1:02.72 (32.49)				





## Úrslit

### Kapping 27, 100m Frí Kvinnur - Finala

Raðf	Navn	Føðia Felag	R.T	AQU	Tíð	Munur
4	Lea Petersen	2009 Svímjifelagið Ægir	---	486	1:03.88	100,70 %
	Entry time: 1:04.33 (-0.45)					
	50m: 30.55	100m: 1:03.88 (33.33)				
5	Lilja Lenvig Harrysdóttir	2009 Havnar Svímjifelag	+0.76	404	1:07.92	101,42 %
	Entry time: 1:08.90 (-0.98)					
	50m: 32.36	100m: 1:07.92 (35.56)				
6	Sirið Vesturtún	2011 Fuglafjarðar Svímjifelag	---	404	1:07.93	101,55 %
	Entry time: 1:09.00 (-1.07)					
	50m: 32.52	100m: 1:07.93 (35.41)				

Kapping almenn: 29.06.2024 16:11:05

### Kapping 28, 100m Bringu Menn - Innleiðandi

Raðf	Navn	Føðia Felag	R.T	AQU	Tíð	Munur
1	Fróði Hansen	2008 Fuglafjarðar Svímjifelag	---	555	1:07.26	101,25 % Q
	Entry time: 1:08.11 (-0.85)					
	50m: 31.85	100m: 1:07.26 (35.41)				
2	Szymon Maliszewski	2008 UKS SMS Galicja Kraków	---	441	1:12.58	92,84 % Q
	Entry time: 1:07.73 (+4.85)					
	50m: 34.07	100m: 1:12.58 (38.51)				
3	Bartal Erlingsson Eidesgaard	2003 Havnar Svímjifelag	---	394	1:15.38	78,79 % Q
	Entry time: 1:02.19 (+13.19)					
	50m: 34.34	100m: 1:15.38 (41.04)				
4	Sigbjartur J. Egholm	2009 Havnar Svímjifelag	+0.57	279	1:24.59	100,37 % Q
	Entry time: 1:24.90 (-0.31)					
	50m: 39.52	100m: 1:24.59 (45.07)				
5	Andrias Mellemgard	2009 Havnar Svímjifelag	---	182	1:37.38	100,19 % Q
	Entry time: 1:37.57 (-0.19)					
	50m: 46.24	100m: 1:37.38 (51.14)				
6	Teitur Miné Róason	2011 Havnar Svímjifelag	---	146	1:44.91	Q
	Entry time: 1:48.82	100m: 1:44.91 (56.09)				
7	Nóa Róason Stakksund	2011 Havnar Svímjifelag	---	142	1:45.74	99,49 % R1
	Entry time: 1:45.20 (+0.54)					
	50m: 50.08	100m: 1:45.74 (55.66)				
8	Jógván Vesturtún	2013 Fuglafjarðar Svímjifelag	---	127	1:49.80	100,21 % R2
	Entry time: 1:50.03 (-0.23)					
	50m: 52.38	100m: 1:49.80 (57.42)				

Kapping almenn: 29.06.2024 09:55:59

### Kapping 28, 100m Bringu Menn - Finala

Raðf	Navn	Føðia Felag	R.T	AQU	Tíð	Munur
1	Bartal Erlingsson Eidesgaard	2003 Havnar Svímjifelag	---	669	1:03.18	116,18 %
	Entry time: 1:15.38 (-12.20)					
	50m: 29.50	100m: 1:03.18 (33.68)				
2	Fróði Hansen	2008 Fuglafjarðar Svímjifelag	---	571	1:06.61	100,97 %
	Entry time: 1:07.26 (-0.65)					
	50m: 31.13	100m: 1:06.61 (35.48)				
3	Szymon Maliszewski	2008 UKS SMS Galicja Kraków	+0.33	537	1:07.97	106,35 %
	Entry time: 1:12.58 (-4.61)					
	50m: 31.64	100m: 1:07.97 (36.33)				





## Úrslit

### Kapping 28, 100m Bringu Menn - Finala

Raðf	Navn	Føðia Félag	R.T	AQU	Tíð	Munur
4	Sigbjartur J. Egholm	2009 Havnar Svímjifelag	--	300	1:22.57	102,39 %
	Entry time: 1:24.59 (-2.02)					
	50m: 38.77	100m: 1:22.57 (43.80)				
5	Andrias Mellemgard	2009 Havnar Svímjifelag	+0.79	208	1:33.25	104,24 %
	Entry time: 1:37.38 (-4.13)					
	50m: 43.65	100m: 1:33.25 (49.60)				
6	Teitur Miné Róason	2011 Havnar Svímjifelag	--	162	1:41.37	103,37 %
	Entry time: 1:44.91 (-3.54)					
	50m: 46.72	100m: 1:41.37 (54.65)				

Kapping almenn: 29.06.2024 16:21:53

### Kapping 29, 100m Rygg Kvinnur - Innleiðandi

Raðf	Navn	Føðia Félag	R.T	AQU	Tíð	Munur
1	Julia Smurzynska	2006 UKS SMS Galicja Kraków	+0.58	499	1:09.17	83,55 % Q
	Entry time: 59.40 (+9.77)					
	50m: 33.47	100m: 1:09.17 (35.70)				
2	Elisabeth Erlendsdóttir	2005 Havnar Svímjifelag	+0.75	483	1:09.93	85,49 % Q
	Entry time: 1:01.07 (+8.86)					
	50m: 33.72	100m: 1:09.93 (36.21)				
3	Rebekka Róðinsdóttir	2007 Fuglafjarðar Svímjifelag	+0.73	418	1:13.37	96,57 % Q
	Entry time: 1:10.94 (+2.43)					
	50m: 35.19	100m: 1:13.37 (38.18)				
4	Nikola Kurylek	2008 UKS SMS Galicja Kraków	+0.81	409	1:13.94	86,26 % Q
	Entry time: 1:05.01 (+8.93)					
	50m: 36.12	100m: 1:13.94 (37.82)				
5	Ragnhild Jacobsen	2008 Svímjifelagið Ægir	+0.61	375	1:16.07	99,30 % Q
	Entry time: 1:15.54 (+0.53)					
	50m: 36.62	100m: 1:16.07 (39.45)				
6	Dorteia Dam	2007 Havnar Svímjifelag	+0.66	352	1:17.71	94,54 % Q
	Entry time: 1:13.69 (+4.02)					
	50m: 37.54	100m: 1:17.71 (40.17)				
7	Margit Højbro	2007 Fuglafjarðar Svímjifelag	+0.79	317	1:20.44	91,66 % R1
	Entry time: 1:14.25 (+6.19)					
	50m: 39.73	100m: 1:20.44 (40.71)				
8	Naomi Friang	2010 Fuglafjarðar Svímjifelag	+0.83	286	1:23.30	101,01 % R2
	Entry time: 1:24.15 (-0.85)					
	50m: 41.24	100m: 1:23.30 (42.06)				
9	Jytta Kirke Davidsen	2013 Havnar Svímjifelag	+0.71	86	2:04.05	108,52 %
	Entry time: 2:15.61 (-11.56)					
	50m: 56.96	100m: 2:04.05 (1:07.09)				

Kapping almenn: 29.06.2024 10:06:35

### Kapping 29, 100m Rygg Kvinnur - Finala

Raðf	Navn	Føðia Félag	R.T	AQU	Tíð	Munur
1	Julia Smurzynska	2006 UKS SMS Galicja Kraków	+0.57	739	1:00.71	112,23 %
	Entry time: 1:09.17 (-8.46)					
	50m: 29.48	100m: 1:00.71 (31.23)				
2	Elisabeth Erlendsdóttir	2005 Havnar Svímjifelag	+0.73	626	1:04.15	108,27 %
	Entry time: 1:09.93 (-5.78)					
	50m: 30.74	100m: 1:04.15 (33.41)				







## Úrslit

### Kapping 29, 100m Rygg Kvinnur - Finala

Raðf	Navn	Føðia Felag	R.T	AQU	Tíð	Munur
3	Rebekka Róðinsdóttir	2007 Fuglafjarðar Svímjifelag	+0.71	487	1:09.76	104,92 %
	Entry time: 1:13.37 (-3.61)					
	50m: 33.77	100m: 1:09.76 (35.99)				
4	Nikola Kurylek	2008 UKS SMS Galicja Kraków	+0.74	453	1:11.46	103,35 %
	Entry time: 1:13.94 (-2.48)					
	50m: 34.75	100m: 1:11.46 (36.71)				
5	Dorteia Dam	2007 Havnar Svímjifelag	+0.64	419	1:13.30	105,67 %
	Entry time: 1:17.71 (-4.41)					
	50m: 35.93	100m: 1:13.30 (37.37)				
6	Ragnhild Jacobsen	2008 Svímjifelagið Ægir	+0.69	364	1:16.83	99,00 %
	Entry time: 1:16.07 (+0.76)					
	50m: 36.90	100m: 1:16.83 (39.93)				

Kapping almenn: 29.06.2024 16:22:29

### Kapping 31, 200m Firvald Kvinnur - Final

Raðf	Navn	Føðia Felag	R.T	AQU	Tíð	Munur
1	Jóhanna Ólavsdóttir	2007 Fuglafjarðar Svímjifelag	---	561	2:24.99	97,26 %
	Entry time: 2:21.13 (+3.86)					
	50m: 31.61	100m: 1:08.05 (36.44)	150m: 1:46.32 (38.27)	200m: 2:24.99 (38.67)		
2	Michalina Teodorowicz	2007 UKS SMS Galicja Kraków	---	483	2:32.37	93,80 %
	Entry time: 2:23.48 (+8.89)					
	50m: 33.50	100m: 1:12.52 (39.02)	150m: 1:52.31 (39.79)	200m: 2:32.37 (40.06)		
3	Halla Háfoss	2009 Havnar Svímjifelag	---	373	2:46.14	106,36 %
	Entry time: 2:57.43 (-11.29)					
	50m: 36.10	100m: 1:18.65 (42.55)	150m: 2:02.88 (44.23)	200m: 2:46.14 (43.26)		

Kapping almenn: 29.06.2024 16:54:13

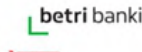
### Kapping 32, 200m Blandað Menn - Final

Raðf	Navn	Føðia Felag	R.T	AQU	Tíð	Munur
1	Silas Dam Lindberg	2008 Havnar Svímjifelag	---	562	2:12.82	102,86 %
	Entry time: 2:16.73 (-3.91)					
	50m: 28.36	100m: 1:02.40 (34.04)	150m: 1:41.46 (39.06)	200m: 2:12.82 (31.36)		
2	Mateusz Handerek	2006 UKS SMS Galicja Kraków	---	523	2:15.99	97,30 %
	Entry time: 2:12.41 (+3.58)					
	50m: 28.16	100m: 1:01.56 (33.40)	150m: 1:43.03 (41.47)	200m: 2:15.99 (32.96)		

Kapping almenn: 29.06.2024 16:55:20

### Kapping 33, 400m Frí Kvinnur - Innleiðandi

Raðf	Navn	Føðia Felag	R.T	AQU	Tíð	Munur
1	Maria Lakoma	2008 UKS SMS Galicja Kraków	---	485	4:54.25	88,84 % Q
	Entry time: 4:24.71 (+29.54)					
	50m: 33.46	100m: 1:09.93 (36.47)	150m: 1:47.23 (37.30)	200m: 2:24.93 (37.70)		
	250m: 3:02.23 (37.30)	300m: 3:39.83 (37.60)	350m: 4:17.13 (37.30)	400m: 4:54.25 (37.12)		
2	Lea Petersen	2009 Svímjifelagið Ægir	---	473	4:56.73	97,00 % Q
	Entry time: 4:48.09 (+8.64)					
	50m: 33.83	100m: 1:10.94 (37.11)	150m: 1:49.21 (38.27)	200m: 2:27.69 (38.48)		
	250m: 3:05.39 (37.70)	300m: 3:42.83 (37.44)	350m: 4:20.27 (37.44)	400m: 4:56.73 (36.46)		
3	Margit Højbro	2007 Fuglafjarðar Svímjifelag	---	350	5:28.15	85,42 % Q
	Entry time: 4:46.39 (+41.76)					
	50m: 37.12	100m: 1:17.49 (40.37)	150m: 1:58.75 (41.26)	200m: 2:40.41 (41.66)		
	250m: 3:22.97 (42.56)	300m: 4:05.00 (42.03)	350m: 4:46.35 (41.35)	400m: 5:28.15 (41.80)		





## Úrslit

### Kapping 33, 400m Frí Kvinnur - Innleiðandi

Raðf	Navn	Føðia Felag	R.T	AQU	Tíð	Munur
4	Sirið Vesturtún	2011 Fuglafjarðar Svímjifelag	--	336	5:32.55	100,71 % Q
	Entry time: 5:34.94 (-2.39)					
	50m: 36.47	100m: 1:17.32 (40.85)		150m: 1:59.43 (42.11)	200m: 2:42.04 (42.61)	
	250m: 3:24.43 (42.39)	300m: 4:07.27 (42.84)		350m: 4:50.65 (43.38)	400m: 5:32.55 (41.90)	
5	Naomi Friang	2010 Fuglafjarðar Svímjifelag	--	294	5:47.54	96,92 % Q
	Entry time: 5:37.14 (+10.40)					
	50m: 38.22	100m: 1:21.58 (43.36)		150m: 2:06.60 (45.02)	200m: 2:51.32 (44.72)	
	250m: 3:35.96 (44.64)	300m: 4:23.76 (44.96)		350m: 5:06.07 (5:06.07)	400m: 5:47.54 (41.47)	
6	Lilja Sørensen	2011 Havnar Svímjifelag	--	294	5:47.70	100,89 % Q
	Entry time: 5:50.81 (-3.11)					
	50m: 40.94	100m: 1:25.31 (44.37)		150m: 2:09.39 (44.08)	200m: 2:53.87 (44.48)	
	250m: 3:38.80 (44.93)	300m: 4:23.76 (44.96)		350m: 5:07.85 (44.09)	400m: 5:47.70 (39.85)	
7	Rakul J Højbro	2011 Fuglafjarðar Svímjifelag	--	263	6:00.85	96,47 % R1
	Entry time: 5:48.55 (+12.30)					
	50m: 42.66	100m: 1:28.42 (45.76)		150m: 2:15.86 (47.44)	200m: 3:02.09 (46.23)	
	250m: 3:48.88 (46.79)	300m: 4:34.19 (45.31)		350m: 5:19.46 (45.27)	400m: 6:00.85 (41.39)	

Kapping almenn: 29.06.2024 10:14:08

### Kapping 33, 400m Frí Kvinnur - Finala

Raðf	Navn	Føðia Felag	R.T	AQU	Tíð	Munur
1	Maria Lakoma	2008 UKS SMS Galicja Kraków	--	608	4:32.91	107,25 %
	Entry time: 4:54.25 (-21.34)					
	50m: 31.59	100m: 1:06.01 (34.42)		150m: 1:40.80 (34.79)	200m: 2:15.70 (34.90)	
	250m: 2:50.55 (34.85)	300m: 3:25.48 (34.93)		350m: 4:00.27 (34.79)	400m: 4:32.91 (32.64)	
2	Margit Højbro	2007 Fuglafjarðar Svímjifelag	--	517	4:48.15	112,19 %
	Entry time: 5:28.15 (-40.00)					
	50m: 32.28	100m: 1:07.78 (35.50)		150m: 1:44.03 (36.25)	200m: 2:20.68 (36.65)	
	250m: 2:57.33 (36.65)	300m: 3:34.69 (37.36)		350m: 4:11.88 (37.19)	400m: 4:48.15 (36.27)	
3	Lea Petersen	2009 Svímjifelagið Ægir	--	468	4:57.72	99,67 %
	Entry time: 4:56.73 (+0.99)					
	50m: 32.52	100m: 1:08.35 (35.83)		150m: 1:45.65 (37.30)	200m: 2:23.94 (38.29)	
	250m: 3:02.34 (38.40)	300m: 3:41.19 (38.85)		350m: 4:19.91 (38.72)	400m: 4:57.72 (37.81)	
4	Sirið Vesturtún	2011 Fuglafjarðar Svímjifelag	--	374	5:20.98	103,48 %
	Entry time: 5:32.55 (-11.57)					
	50m: 34.86	100m: 1:14.21 (39.35)		150m: 1:54.17 (39.96)	200m: 2:35.85 (41.68)	
	250m: 3:17.55 (41.70)	300m: 3:59.21 (41.66)		350m: 4:40.94 (41.73)	400m: 5:20.98 (40.04)	
5	Naomi Friang	2010 Fuglafjarðar Svímjifelag	+0.69	329	5:34.88	103,64 %
	Entry time: 5:47.54 (-12.66)					
	50m: 36.41	100m: 1:18.11 (41.70)		150m: 2:01.16 (43.05)	200m: 2:45.23 (44.07)	
	250m: 3:29.01 (43.78)	300m: 4:12.55 (43.54)		350m: 4:55.69 (43.14)	400m: 5:34.88 (39.19)	
6	Lilja Sørensen	2011 Havnar Svímjifelag	--	328	5:35.15	103,61 %
	Entry time: 5:47.70 (-12.55)					
	50m: 36.82	100m: 1:17.78 (40.96)		150m: 2:00.77 (42.99)	200m: 2:44.54 (43.77)	
	250m: 3:27.78 (43.24)	300m: 4:11.78 (44.00)		350m: 4:55.14 (43.36)	400m: 5:35.15 (40.01)	

Kapping almenn: 29.06.2024 16:55:26

### Kapping 34, 50m Frí Menn - Innleiðandi

Raðf	Navn	Føðia Felag	R.T	AQU	Tíð	Munur
1	Kacper Duda	2005 UKS SMS Galicja Kraków	--	574	24.25	94,79 % Q
	Entry time: 23.05 (+1.20)					
2	Bartal Erlingsson Eidesgaard	2003 Havnar Svímjifelag	--	535	24.83	94,16 % Q
	Entry time: 23.46 (+1.37)					






## Úrslit

### Kapping 34, 50m Frí Menn - Innleiðandi

Raðf	Navn	Føðia Felag	R.T	AQU	Tíð	Munur
3	Jóni Janusarson Strøm Entry time: 24.94 (-0.05)	2006 Havnar Svímjifelag	-.--	531	<b>24.89</b>	100,20 % Q
4	Mikolaj Babraj Entry time: 24.97 (+0.23)	2008 UKS SMS Galicja Kraków	-.--	512	<b>25.20</b>	99,08 % Q
5	Áki Eliassen Entry time: 25.22 (+0.13)	2006 Havnar Svímjifelag	-.--	502	<b>25.35</b>	99,48 % -
6	Oddvaldur Leivsson Entry time: 25.68 (+0.04)	2008 Havnar Svímjifelag	-.--	481	<b>25.72</b>	99,84 % Q
7	Karl Joensen Entry time: 26.27 (-0.35)	2005 Fuglafjarðar Svímjifelag	-.--	470	<b>25.92</b>	101,33 % Q
8	Bárður Ólavsson Entry time: 27.30 (-1.05)	2008 Fuglafjarðar Svímjifelag	-.--	452	<b>26.25</b>	103,85 % -
9	Óli Mikkelsen Entry time: 27.28 (-0.96)	2008 Havnar Svímjifelag	-.--	449	<b>26.32</b>	103,52 % R1
10	Gabriel Ladka Entry time: 27.72 (-1.09)	2008 UKS SMS Galicja Kraków	-.--	433	<b>26.63</b>	103,93 % R2
11	Jóhannis í Stórustovu Entry time: 26.73 (+0.73)	2011 Havnar Svímjifelag	-.--	395	<b>27.46</b>	97,27 %
12	Sigbjartur J. Egholm Entry time: 29.10 (-0.51)	2009 Havnar Svímjifelag	+0.76	350	<b>28.59</b>	101,75 %
13	Benjamin Havn Entry time: 29.56 (-0.33)	2011 Svímjifelagið Ægir	-.--	328	<b>29.23</b>	101,12 %
14	Tórir Olsen Entry time: 29.69 (-0.45)	2011 Svímjifelagið Ægir	-.--	327	<b>29.24</b>	101,52 %
15	Theodor Salter Entry time: 29.55 (+0.20)	2011 Havnar Svímjifelag	+0.64	311	<b>29.75</b>	99,32 %
16	Teitur Miné Róason Entry time: 30.95 (-1.07)	2011 Havnar Svímjifelag	-.--	307	<b>29.88</b>	103,46 %
17	Jónatan Samuelsen Entry time: 30.54 (-0.52)	2010 Havnar Svímjifelag	-.--	302	<b>30.02</b>	101,70 %
18	Adam Fengler Entry time: 27.69 (+2.56)	2008 UKS SMS Galicja Kraków	-.--	296	<b>30.25</b>	90,75 %
19	Aron Berg Joensen Entry time: 30.37 (-0.05)	2009 Havnar Svímjifelag	-.--	293	<b>30.32</b>	100,16 %
20	Jens Martin Dam Entry time: 30.41 (-0.06)	2009 Havnar Svímjifelag	-.--	293	<b>30.35</b>	100,20 %
21	Nóa Róason Stakksund Entry time: 31.68 (+0.07)	2011 Havnar Svímjifelag	-.--	256	<b>31.75</b>	99,78 %
22	Fríðálvur Eliassen Entry time: 33.89 (-0.31)	2011 Fuglafjarðar Svímjifelag	-.--	216	<b>33.58</b>	100,91 %
23	Símun Eliassen Entry time: 32.31 (+1.49)	2011 Havnar Svímjifelag	+0.58	212	<b>33.80</b>	95,39 %
24	Andrias Mellempgaard Entry time: 35.53 (-0.99)	2009 Havnar Svímjifelag	-.--	198	<b>34.54</b>	102,79 %





## Úrslit

### Kapping 34, 50m Frí Menn - Innleiðandi

Raðf	Navn	Føðia Felag	R.T	AQU	Tíð	Munur
25	Jógvan Vesturtún Entry time: 37.74 (+0.66)	2013 Fuglafjarðar Svímjifelag	---	144	<b>38.40</b>	98,25 %
26	Bragi Bjarnason Entry time: 39.31 (-0.20)	2012 Havnar Svímjifelag	---	136	<b>39.11</b>	100,51 %
27	Ábraham Finsson Ellingsgaard Entry time: 41.70 (+0.21)	2014 Havnar Svímjifelag	---	111	<b>41.91</b>	99,50 %
28	Lukas Finsson Ellingsgaard Entry time: 54.67 (-0.50)	2016 Havnar Svímjifelag	---	51	<b>54.17</b>	100,91 %
-	Ólavur Winther Jákupsson	2008 Havnar Svímjifelag	---		<b>DNS</b>	

Kapping almenn: 29.06.2024 10:21:24

### Kapping 34, 50m Frí Menn - Finala

Raðf	Navn	Føðia Felag	R.T	AQU	Tíð	Munur
1	Bartal Erlingsson Eidesgaard Entry time: 24.83 (-1.37)	2003 Havnar Svímjifelag	---	634	<b>23.46</b>	105,52 %
2	Kacper Duda Entry time: 24.25 (-0.40)	2005 UKS SMS Galicja Kraków	---	603	<b>23.85</b>	101,65 %
3	Jóni Janusarson Strøm Entry time: 24.89 (-0.31)	2006 Havnar Svímjifelag	---	551	<b>24.58</b>	101,25 %
4	Mikolaj Babraj Entry time: 25.20 (+0.09)	2008 UKS SMS Galicja Kraków	---	506	<b>25.29</b>	99,64 %
5	Oddvaldur Leivsson Entry time: 25.72 (-0.01)	2008 Havnar Svímjifelag	+0.79	482	<b>25.71</b>	100,04 %
6	Karl Joensen Entry time: 25.92 (+0.29)	2005 Fuglafjarðar Svímjifelag	---	455	<b>26.21</b>	98,88 %

Kapping almenn: 29.06.2024 16:56:17

### Kapping 35, 200m Bringu Kvinnur - Final

Raðf	Navn	Føðia Felag	R.T	AQU	Tíð	Munur
1	Gabriela Raputa Entry time: 2:44.40 (+1.15) 50m: 38.65 100m: 1:20.60 (41.95) 150m: 2:03.12 (42.52) 200m: 2:45.55 (42.43)	2008 UKS SMS Galicja Kraków	---	537	<b>2:45.55</b>	99,30 %
2	Aleksandra Marciniak Entry time: 2:46.84 (+5.71) 50m: 39.96 100m: 1:23.36 (43.40) 150m: 2:07.67 (44.31) 200m: 2:52.55 (44.88)	2007 UKS SMS Galicja Kraków	---	474	<b>2:52.55</b>	96,58 %
3	Halla Háfoss Entry time: 3:13.32 (-7.35) 50m: 43.08 100m: 1:30.69 (47.61) 150m: 2:18.48 (47.79) 200m: 3:05.97 (47.49)	2009 Havnar Svímjifelag	---	378	<b>3:05.97</b>	103,80 %
4	Rakul J Højbro Entry time: 3:29.87 (+0.37) 50m: 46.26 100m: 1:40.32 (54.06) 150m: 2:36.79 (56.47) 200m: 3:30.24 (53.45)	2011 Fuglafjarðar Svímjifelag	---	262	<b>3:30.24</b>	99,82 %

Kapping almenn: 29.06.2024 16:56:08

### Kapping 36, 100m Firvald Menn - Innleiðandi

Raðf	Navn	Føðia Felag	R.T	AQU	Tíð	Munur
1	Johan Nónskarð Dam 50m: 28.23 100m: 1:00.13 (31.90)	2002 Havnar Svímjifelag	---	501	<b>1:00.13</b>	-





## Úrslit


### Kapping 36, 100m Firvald Menn - Innleiðandi

Raðf	Navn	Føðia Felag	R.T	AQU	Tíð	Munur
2	Áki Eliassen	2006 Havnar Svímjifelag	--	496	1:00.32	96,41 % Q
	Entry time: 58.23 (+2.09)					
	50m: 28.03	100m: 1:00.32 (32.29)				
3	Tymofii Bohatyr	2007 UKS SMS Galicja Kraków	--	491	1:00.53	98,90 % Q
	Entry time: 59.87 (+0.66)					
	50m: 27.85	100m: 1:00.53 (32.68)				
4	Adam Fengler	2008 UKS SMS Galicja Kraków	--	491	1:00.54	99,27 % Q
	Entry time: 1:00.10 (+0.44)					
	50m: 28.57	100m: 1:00.54 (31.97)				
5	Bárður Ólavsson	2008 Fuglafjarðar Svímjifelag	--	486	1:00.75	100,75 % Q
	Entry time: 1:01.21 (-0.46)					
	50m: 28.42	100m: 1:00.75 (32.33)				
6	Fróði Hansen	2008 Fuglafjarðar Svímjifelag	--	474	1:01.28	101,51 % Q
	Entry time: 1:02.22 (-0.94)					
	50m: 28.71	100m: 1:01.28 (32.57)				
7	Szymon Maliszewski	2008 UKS SMS Galicja Kraków	--	443	1:02.65	104,71 % Q
	Entry time: 1:05.75 (-3.10)					
	50m: 29.07	100m: 1:02.65 (33.58)				
8	Jóni Janusarson Strøm	2006 Havnar Svímjifelag	--	442	1:02.70	102,31 % R1
	Entry time: 1:04.18 (-1.48)					
	50m: 29.52	100m: 1:02.70 (33.18)				
9	Mikolaj Babraj	2008 UKS SMS Galicja Kraków	--	425	1:03.52	93,71 % R2
	Entry time: 59.76 (+3.76)					
	50m: 29.39	100m: 1:03.52 (34.13)				
10	Ólavur Winther Jákupsson	2008 Havnar Svímjifelag	+0.76	364	1:06.91	102,55 %
	Entry time: 1:08.66 (-1.75)					
	50m: 30.72	100m: 1:06.91 (36.19)				
11	Theodor Salter	2011 Havnar Svímjifelag	+0.60	250	1:15.75	94,31 %
	Entry time: 1:11.67 (+4.08)					
	50m: 34.64	100m: 1:15.75 (41.11)				
12	Fríðalvur Eliassen	2011 Fuglafjarðar Svímjifelag	--	184	1:23.99	101,25 %
	Entry time: 1:25.05 (-1.06)					
	50m: 40.38	100m: 1:23.99 (43.61)				

Kapping almenn: 29.06.2024 10:37:14

### Kapping 36, 100m Firvald Menn - Finala

Raðf	Navn	Føðia Felag	R.T	AQU	Tíð	Munur
1	Áki Eliassen	2006 Havnar Svímjifelag	--	561	57.91	104,00 %
	Entry time: 1:00.32 (-2.41)					
	50m: 26.72	100m: 57.91 (31.19)				
2	Adam Fengler	2008 UKS SMS Galicja Kraków	--	518	59.47	101,77 %
	Entry time: 1:00.54 (-1.07)					
	50m: 27.58	100m: 59.47 (31.89)				
3	Bárður Ólavsson	2008 Fuglafjarðar Svímjifelag	--	493	1:00.48	100,44 %
	Entry time: 1:00.75 (-0.27)					
	50m: 28.56	100m: 1:00.48 (31.92)				
4	Fróði Hansen	2008 Fuglafjarðar Svímjifelag	+0.73	488	1:00.68	100,98 %
	Entry time: 1:01.28 (-0.60)					
	50m: 28.38	100m: 1:00.68 (32.30)				





## Úrslit


### Kapping 36, 100m Firvald Menn - Finala

Raðf	Navn	Føðia Felag	R.T	AQU	Tíð	Munur
5	Tymofii Bohatyř	2007 UKS SMS Galicja Kraków	+0.60	472	<b>1:01.36</b>	98,63 %
	Entry time: 1:00.53 (+0.83)					
	50m: 27.86	100m: 1:01.36 (33.50)				
6	Szymon Maliszewski	2008 UKS SMS Galicja Kraków	--	445	<b>1:02.56</b>	100,14 %
	Entry time: 1:02.65 (-0.09)					
	50m: 28.53	100m: 1:02.56 (34.03)				

Kapping almenn: 29.06.2024 16:57:18

### Kapping 37, 100m Blandað Kvinnur - Innleiðandi

Raðf	Navn	Føðia Felag	R.T	AQU	Tíð	Munur
1	Jóhanna Ólavsdóttir	2007 Fuglafjarðar Svímjifelag	--	502	<b>1:11.08</b>	95,75 % Q
	Entry time: 1:08.18 (+2.90)					
	50m: 32.37	100m: 1:11.08 (38.71)				
2	Julia Smurzynska	2006 UKS SMS Galicja Kraków	--	500	<b>1:11.19</b>	86,68 % Q
	Entry time: 1:02.82 (+8.37)					
	50m: 31.87	100m: 1:11.19 (39.32)				
3	Rebekka Róðinsdóttir	2007 Fuglafjarðar Svímjifelag	--	485	<b>1:11.90</b>	98,17 % Q
	Entry time: 1:10.61 (+1.29)					
	50m: 33.60	100m: 1:11.90 (38.30)				
4	Aleksandra Marciniak	2007 UKS SMS Galicja Kraków	--	485	<b>1:11.92</b>	96,67 % Q
	Entry time: 1:09.60 (+2.32)					
	50m: 32.92	100m: 1:11.92 (39.00)				
5	Nikola Kurylek	2008 UKS SMS Galicja Kraków	--	421	<b>1:15.38</b>	89,67 % Q
	Entry time: 1:08.32 (+7.06)					
	50m: 33.87	100m: 1:15.38 (41.51)				
6	Ragnhild Jacobsen	2008 Svímjifelagið Ægir	--	386	<b>1:17.56</b>	95,63 % -
	Entry time: 1:14.31 (+3.25)					
	50m: 35.79	100m: 1:17.56 (41.77)				
7	Birita Vesturtún	2007 Fuglafjarðar Svímjifelag	--	381	<b>1:17.89</b>	94,17 % -
	Entry time: 1:13.60 (+4.29)					
	50m: 35.91	100m: 1:17.89 (41.98)				
8	Sirið Vesturtún	2011 Fuglafjarðar Svímjifelag	--	367	<b>1:18.90</b>	93,51 % Q
	Entry time: 1:14.09 (+4.81)					
	50m: 36.36	100m: 1:18.90 (42.54)				
9	Lilja Lenvig Harrysdóttir	2009 Havnar Svímjifelag	--	352	<b>1:19.99</b>	96,69 % R1
	Entry time: 1:17.43 (+2.56)					
	50m: 36.39	100m: 1:19.99 (43.60)				
10	Oddvá Sedeá D. Nattestad	2006 Havnar Svímjifelag	--	332	<b>1:21.59</b>	96,43 % R2
	Entry time: 1:18.78 (+2.81)					
	50m: 38.84	100m: 1:21.59 (42.75)				
11	Margit Højbro	2007 Fuglafjarðar Svímjifelag	--	314	<b>1:23.06</b>	91,72 %
	Entry time: 1:16.71 (+6.35)					
	50m: 39.11	100m: 1:23.06 (43.95)				
12	Lilja Sørensen	2011 Havnar Svímjifelag	+0.85	252	<b>1:29.43</b>	101,28 %
	Entry time: 1:30.59 (-1.16)					
	50m: 42.44	100m: 1:29.43 (46.99)				
13	Naomi Friang	2010 Fuglafjarðar Svímjifelag	--	251	<b>1:29.51</b>	97,98 %
	Entry time: 1:27.74 (+1.77)					
	50m: 42.65	100m: 1:29.51 (46.86)				





## Úrslit

### Kapping 37, 100m Blandað Kvinnur - Innleiðandi

Raðf	Navn	Føðiá Felag	R.T	AQU	Tíð	Munur
14	Rakul J Højbro	2011 Fuglafjarðar Svímjifelag	+0.69	245	<b>1:30.29</b>	102,16 %
	Entry time: 1:32.28 (-1.99)					
	50m: 45.40	100m: 1:30.29 (44.89)				
15	Lea Bendix á Krákusteini	2011 Havnar Svímjifelag	---	199	<b>1:36.77</b>	101,35 %
	Entry time: 1:38.09 (-1.32)					
	50m: 45.09	100m: 1:36.77 (51.68)				
16	India Linnea Bech	2011 Havnar Svímjifelag	+0.88	179	<b>1:40.14</b>	93,87 %
	Entry time: 1:34.36 (+5.78)					
	50m: 49.83	100m: 1:40.14 (50.31)				
17	Eydna Maria Petersen	2012 Havnar Svímjifelag	---	112	<b>1:56.99</b>	
	50m: 56.41	100m: 1:56.99 (1:00.58)				
-	Hanna Smæra Fróðadóttir Sa	2012 Havnar Svímjifelag	---		<b>DSQ</b>	
	Armar ikki samstundis fram yvir vatni					

Kapping almenn: 29.06.2024 10:36:39

### Kapping 37, 100m Blandað Kvinnur - Finala

Raðf	Navn	Føðiá Felag	R.T	AQU	Tíð	Munur
1	Julia Smurzynska	2006 UKS SMS Galicja Kraków	---	668	<b>1:04.62</b>	109,23 %
	Entry time: 1:11.19 (-6.57)					
	50m: 29.21	100m: 1:04.62 (35.41)				
2	Jóhanna Ólavsdóttir	2007 Fuglafjarðar Svímjifelag	---	538	<b>1:09.44</b>	102,31 %
	Entry time: 1:11.08 (-1.64)					
	50m: 32.24	100m: 1:09.44 (37.20)				
3	Rebekka Róðinsdóttir	2007 Fuglafjarðar Svímjifelag	---	516	<b>1:10.43</b>	102,04 %
	Entry time: 1:11.90 (-1.47)					
	50m: 32.89	100m: 1:10.43 (37.54)				
4	Aleksandra Marciniak	2007 UKS SMS Galicja Kraków	---	508	<b>1:10.81</b>	101,54 %
	Entry time: 1:11.92 (-1.11)					
	50m: 32.55	100m: 1:10.81 (38.26)				
5	Nikola Kurylek	2008 UKS SMS Galicja Kraków	+0.62	394	<b>1:17.06</b>	97,77 %
	Entry time: 1:15.38 (+1.68)					
	50m: 34.74	100m: 1:17.06 (42.32)				
6	Sirið Vesturtún	2011 Fuglafjarðar Svímjifelag	---	347	<b>1:20.41</b>	98,09 %
	Entry time: 1:18.90 (+1.51)					
	50m: 37.52	100m: 1:20.41 (42.89)				

Kapping almenn: 29.06.2024 17:23:22

### Kapping 38, 200m Rygg Menn - Final

Raðf	Navn	Føðiá Felag	R.T	AQU	Tíð	Munur
1	Oliwier Nowakowski	2007 UKS SMS Galicja Kraków	+0.58	577	<b>2:06.83</b>	96,59 %
	Entry time: 2:02.65 (+4.18)					
	50m: 29.57	100m: 1:01.16 (31.59)				
		150m: 1:33.82 (32.66)				
		200m: 2:06.83 (33.01)				
2	Silas Dam Lindberg	2008 Havnar Svímjifelag	+0.64	497	<b>2:13.32</b>	104,55 %
	Entry time: 2:19.67 (-6.35)					
	50m: 30.40	100m: 1:03.91 (33.51)				
		150m: 1:38.36 (34.45)				
		200m: 2:13.32 (34.96)				
3	Óli Mikkelsen	2008 Havnar Svímjifelag	+0.77	419	<b>2:21.11</b>	98,55 %
	Entry time: 2:19.09 (+2.02)					
	50m: 32.20	100m: 1:08.26 (36.06)				
		150m: 1:45.33 (37.07)				
		200m: 2:21.11 (35.78)				
-	Jóhannis í Stórustovu	2011 Havnar Svímjifelag	---		<b>DNS</b>	

Kapping almenn: 29.06.2024 17:23:36





## Úrslit

### Kapping 39, 50m Firvald Kvinnur - Innleiðandi

Raðf	Navn	Føðia Felag	R.T	AQU	Tíð	Munur
1	Elisabeth Erlendsdóttir	2005 Havnar Svímjifelag	+0.79	501	<b>30.68</b>	Q
2	Maria Lakoma Entry time: 30.29 (+1.12)	2008 UKS SMS Galicja Kraków	-.--	467	<b>31.41</b>	96,30 % Q
3	Nikola Kurylek Entry time: 28.80 (+4.86)	2008 UKS SMS Galicja Kraków	-.--	379	<b>33.66</b>	83,13 % Q
4	Birita Vesturtún Entry time: 32.92 (+0.79)	2007 Fuglafjarðar Svímjifelag	-.--	378	<b>33.71</b>	97,60 % Q
5	Ragnhild Jacobsen Entry time: 31.99 (+1.85)	2008 Svímjifelagið Ægir	-.--	373	<b>33.84</b>	94,22 % Q
6	Halla Háfoss Entry time: 34.88 (-1.00)	2009 Havnar Svímjifelag	-.--	372	<b>33.88</b>	102,87 % Q
7	Lilja Lenvig Harrysdóttir Entry time: 34.04 (+1.08)	2009 Havnar Svímjifelag	-.--	334	<b>35.12</b>	96,83 % R1
8	Sirið Vesturtún Entry time: 33.41 (+1.78)	2011 Fuglafjarðar Svímjifelag	-.--	332	<b>35.19</b>	94,67 % R2
9	Naomi Friang Entry time: 43.70 (+0.82)	2010 Fuglafjarðar Svímjifelag	-.--	164	<b>44.52</b>	98,12 %
10	Hanna Smæra Fróðadóttir Sa	2012 Havnar Svímjifelag	-.--	55	<b>1:04.07</b>	

Kapping almenn: 29.06.2024 10:46:42

### Kapping 39, 50m Firvald Kvinnur - Finala

Raðf	Navn	Føðia Felag	R.T	AQU	Tíð	Munur
1	Elisabeth Erlendsdóttir Entry time: 30.68 (-1.47)	2005 Havnar Svímjifelag	-.--	581	<b>29.21</b>	104,79 %
2	Maria Lakoma Entry time: 31.41 (-1.32)	2008 UKS SMS Galicja Kraków	+0.74	531	<b>30.09</b>	104,20 %
3	Nikola Kurylek Entry time: 33.66 (-1.63)	2008 UKS SMS Galicja Kraków	-.--	440	<b>32.03</b>	104,84 %
4	Birita Vesturtún Entry time: 33.71 (-1.40)	2007 Fuglafjarðar Svímjifelag	-.--	429	<b>32.31</b>	104,15 %
5	Ragnhild Jacobsen Entry time: 33.84 (+0.03)	2008 Svímjifelagið Ægir	+0.51	372	<b>33.87</b>	99,91 %
6	Halla Háfoss Entry time: 33.88 (+0.20)	2009 Havnar Svímjifelag	-.--	366	<b>34.08</b>	99,41 %

Kapping almenn: 29.06.2024 17:23:29

### Kapping 40, 800m Frí Menn - Finala

Raðf	Navn	Føðia Felag	R.T	AQU	Tíð	Munur
1	Szymon Maliszewski Entry time: 8:54.34 (-3.33)	2008 UKS SMS Galicja Kraków	-.--	582	<b>8:51.01</b>	100,62 %
	50m: 29.92	100m: 1:02.82 (32.90)	150m: 1:36.50 (33.68)	200m: 2:10.19 (33.69)		
	250m: 2:43.95 (33.76)	300m: 3:17.53 (33.58)	350m: 3:50.38 (32.85)	400m: 4:23.78 (33.40)		
	450m: 4:57.58 (33.80)	500m: 5:31.18 (33.60)	550m: 6:04.61 (33.43)	600m: 6:38.69 (34.08)		
	650m: 7:12.50 (33.81)	700m: 7:45.78 (33.28)	750m: 8:19.31 (33.53)	800m: 8:51.01 (31.70)		







## Úrslit

### Kapping 40, 800m Frí Menn - Finala

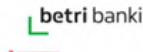
Raðf	Navn	Føðia Felag	R.T	AQU	Tíð	Munur
2	<b>Gabriel Ladka</b>	2008 UKS SMS Galicja Kraków	+0.54	576	<b>8:52.66</b>	104,79 %
Entry time: 9:19.43 (-26.77)						
	50m: 30.59	100m: 1:03.82 (33.23)		150m: 1:37.44 (33.62)	200m: 2:11.36 (33.92)	
	250m: 2:45.01 (33.65)	300m: 3:18.57 (33.56)		350m: 3:52.09 (33.52)	400m: 4:25.62 (33.53)	
	450m: 4:59.24 (33.62)	500m: 5:32.90 (33.66)		550m: 6:06.78 (33.88)	600m: 6:40.94 (34.16)	
	650m: 7:15.06 (34.12)	700m: 7:49.16 (34.10)		750m: 8:21.99 (32.83)	800m: 8:52.66 (30.67)	
3	<b>Tórir Olsen</b>	2011 Svímjifelagið Ægir	--	439	<b>9:43.26</b>	102,99 %
Entry time: 10:01.21 (-17.95)						
	50m: 33.72	100m: 1:10.97 (37.25)		150m: 1:48.69 (37.72)	200m: 2:26.06 (37.37)	
	250m: 3:03.02 (36.96)	300m: 3:40.12 (37.10)		350m: 4:17.59 (37.47)	400m: 4:54.47 (36.88)	
	450m: 5:31.47 (37.00)	500m: 6:08.49 (37.02)		550m: 6:45.16 (36.67)	600m: 7:21.41 (36.25)	
	650m: 7:57.39 (35.98)	700m: 8:33.63 (36.24)		750m: 9:09.20 (35.57)	800m: 9:43.26 (34.06)	
4	<b>Theodor Salter</b>	2011 Havnar Svímjifelag	--	433	<b>9:45.70</b>	104,16 %
Entry time: 10:11.10 (-25.40)						
	50m: 33.92	100m: 1:11.21 (37.29)		150m: 1:48.84 (37.63)	200m: 2:25.86 (37.02)	
	250m: 3:03.38 (37.52)	300m: 3:40.57 (37.19)		350m: 4:17.93 (37.36)	400m: 4:55.22 (37.29)	
	450m: 5:31.89 (36.67)	500m: 6:08.83 (36.94)		550m: 6:46.27 (37.44)	600m: 7:22.67 (36.40)	
	650m: 7:59.07 (36.40)	700m: 8:35.28 (36.21)		750m: 9:11.61 (36.33)	800m: 9:45.70 (34.09)	
5	<b>Benjamin Havn</b>	2011 Svímjifelagið Ægir	+0.61	330	<b>10:41.53</b>	99,69 %
Entry time: 10:39.54 (+1.99)						
	50m: 36.03	100m: 1:17.31 (41.28)		150m: 1:58.28 (40.97)	200m: 2:39.82 (41.54)	
	250m: 3:20.95 (41.13)	300m: 4:01.75 (40.80)		350m: 4:42.13 (40.38)	400m: 5:23.27 (41.14)	
	450m: 6:03.51 (40.24)	500m: 6:44.55 (41.04)		550m: 7:24.39 (39.84)	600m: 8:04.28 (39.89)	
	650m: 8:45.09 (40.81)	700m: 9:25.30 (40.21)		750m: 10:04.21 (38.91)	800m: 10:41.53 (37.32)	

Kapping almenn: 29.06.2024 17:34:08

### Kapping 41, 4x100m Frí Kvinnur - Finala

Raðf	Navn	Aldur Felag	AQU	Tíð	Munur
1	<b>UKS SMS Galicja Kraków 1</b>	18 UKS SMS Galicja Kraków	575		<b>4:07.02</b> 98,43 %
	Julia Smurzynska	2006	--	28.16 58.03	58.03
	Michalina Teodorowicz	2007	--	29.63 1:03.21	2:01.24
	Aleksandra Marciniak	2007	--	30.76 1:04.33	3:05.57
	Maria Lakoma	2008	--	29.97 1:01.45	4:07.02
2	<b>Fuglafjarðar Svímjifelag</b>	17 Fuglafjarðar Svímjifelag	510		<b>4:17.07</b> 101,08
	Jóhanna Ólavsdóttir	2007	+0.64	30.51 1:03.32	1:03.32
	Birita Vesturtún	2007	+0.33	31.00 1:04.85	2:08.17
	Rebekka Róðinsdóttir	2007	+0.27	30.17 1:03.80	3:11.97
	Margit Højbro	2007	+0.47	31.12 1:05.10	4:17.07
3	<b>HS KVINNUR</b>	19 Havnar Svímjifelag	493		<b>4:20.01</b> 101,06
	Dorteia Dam	2007	--	30.38 1:02.95	1:02.95
	Lilja Lenvig Harrysdóttir	2009	--	32.11 1:06.86	2:09.81
	Oddvá Sedeá D. Nattestad	2006	--	32.41 1:10.75	3:20.56
	Elisabeth Erlendsdóttir	2005	--	28.27 59.45	4:20.01
4	<b>HS GENTUR</b>	15 Havnar Svímjifelag	312		<b>5:02.77</b> 97,77 %
	Lilja Sørensen	2011	--	35.75 1:14.79	1:14.79
	Halla Háfoss	2009	--	32.71 1:09.32	2:24.11
	India Linnea Bech	2011	--	37.60 1:19.67	3:43.78
	Lea Bendix á Krákusteini	2011	--	37.41 1:18.99	5:02.77

Kapping almenn: 29.06.2024 17:57:49





## Úrslit

### Kapping 42, 4x100m Frí Menn - Finala

Raðf	Navn	Aldur	Felag		AQU	Tíð	Munur
<b>1</b>	<b>HS MENN</b>		21 Havnar Svímjifelag		633	<b>3:32.74</b>	101,18
	Bartal Erlingsson Eidesgaard	2003	+0.44	24.73	50.78	50.78	
	Oddvaldur Leivsson	2008	---	25.78	54.00	1:44.78	
	Jóni Janusarson Strøm	2006	---	26.12	54.06	2:38.84	
	Áki Eliassen	2006	---	25.58	53.90	3:32.74	
<b>2</b>	<b>UKS SMS Galicja Kraków 1</b>		19 UKS SMS Galicja Kraków		600	<b>3:36.56</b>	98,66 %
	Kacper Duda	2005	---	25.51	51.53	51.53	
	Oliwier Nowakowski	2007	---	25.82	54.66	1:46.19	
	Tymofii Bohatyř	2007	---	26.27	55.60	2:41.79	
	Mikolaj Babraj	2008	---	25.88	54.77	3:36.56	
<b>3</b>	<b>HS DREINGIR 2</b>		16 Havnar Svímjifelag		466	<b>3:55.64</b>	109,21
	Jóhannis í Stórustovu	2011	---	29.78	1:01.69	1:01.69	
	Óli Mikkelsen	2008	---	28.12	59.94	2:01.63	
	Ólavur Winther Jákupsson	2008	---	28.96	59.87	3:01.50	
	Silas Dam Lindberg	2008	---	25.84	54.14	3:55.64	
<b>4</b>	<b>Fuglafjarðar Svímjifelag</b>		19 Fuglafjarðar Svímjifelag		448	<b>3:58.71</b>	103,46
	Fróði Hansen	2008	---	26.21	54.87	54.87	
	Karl Joensen	2005	---	27.47	56.21	1:51.08	
	Fríðálvur Eliassen	2011	---	34.66	1:11.45	3:02.53	
	Bárður Ólavsson	2008	---	27.07	56.18	3:58.71	
<b>5</b>	<b>HS DREINGIR 1</b>		15 Havnar Svímjifelag		322	<b>4:26.54</b>	
	Theodor Salter	2011	---	31.54	1:05.03	1:05.03	
	Sigbjartur J. Egholm	2009	---	31.45	1:05.55	2:10.58	
	Jens Martin Dam	2009	---	32.57	1:09.03	3:19.61	
	Aron Berg Joensen	2009	---	31.95	1:06.93	4:26.54	
<b>6</b>	<b>HS Dreingir</b>		13 Havnar Svímjifelag		224	<b>5:00.77</b>	100,55
	Símun Eliassen	2011	+0.55	34.87	1:16.52	1:16.52	
	Bragi Bjarnason	2012	+0.56	40.35	1:25.42	2:41.94	
	Nóa Róason Stakksund	2011	---	33.71	1:11.71	3:53.65	
	Teitur Miné Róason	2011	+0.44	31.17	1:07.12	5:00.77	

Kapping almenn: 29.06.2024 17:58:01

